

THE REPOSITORY™

ARCHIVE INDEX SYSTEMS, INC.

IMAGING TECHNOLOGIES TO EXPAND MAN'S KNOWLEDGE

P.O. Box 40135

BELLEVUE, WASHINGTON 98015

(425) 643.1131; FAX (240) 384-7297

Response to this report: diehold@comcast.net

WEB PAGES

www.archiveindex.com

www.wholesalecheckscanners.com

RESELLERS OF
PRODUCTION DOCUMENT SCANNERS
WIDE-FORMAT SCANNERS

CHECK SCANNERS

WEB-BASED DOCUMENT IMAGING SOFTWARE
SCANNING SOFTWARE

News Release of May 22, 2011

Expanded Analysis of President Obama's Certificate of Live Birth

by Douglas Vogt

Re: Legal proof that President Obama's Certificate of Live Birth is a forgery.

Dear Sir/Madam,

I have irrefutably proven that the Certificate of Live Birth that President Obama presented to the world on April 27, 2011 is a fraudulently created document put together using the Adobe Photoshop or Illustrator programs and the creation of this forgery of a public document constitutes a class B felony in Hawaii and multiple violations under U.S. Code section Title 18, Part 1, Chapter 47, Sec.1028, and therefore an impeachable offense. When this comes to the public's attention, it will be the greatest scandal in the country's history—nothing comes even close. This will surpass the all previous scandals including the Watergate scandal of the Nixon administration.

My Credentials

I have a unique background for analyzing this document. I owned a typesetting company (Nova Typesetting) for 11 years so I know type and form design very well. I currently own Archive Index Systems since 1993, which sells all types of document scanners worldwide and also developed document imaging software (TheRepository). I know how the scanners work and their capabilities. I have also sold other document imaging programs, such as Laser Fiche, Liberty and Alchemy. I have sold and installed document imaging systems in city and county governments, so I know their procedures with imaging systems and everything about the design of such programs. This will be important in understanding what has happened with Obama's Certificate of Live Birth. I also have a good working knowledge of Adobe Photoshop and Illustrator.

What President Obama Presented to the Public is an alleged Certificate of Live Birth.

What President Obama presented is not the hospital birth certificate. The birth certificate would have the imprint of the baby's footprint, weight, length and other information. Some even have religion. The Birth Certificate would be the source of the same information that would be typed onto the Certificate of Live Birth (the Long Form, COLB). What President Obama released is supposedly the Long Form that the County gets from the hospital, which is typed on a blank form given to the hospitals by the county. That copy is then mailed to the county Board of Health and kept as a legal government document. On Obama's form (Figure 1) the County Clerk supposedly hand stamped the form on the upper right hand corner with a bates number stamp. The number is a sequential number that reflects the sequence of Certificates that come into the County Health Department on a daily basis. The number was most likely stamped by hand is because the number is crooked. There were electronic bates numbering machines but I don't think that was used because I am not sure they were

available back in 1961 and if one was used it would have imprinted the number straighter. The County Clerk also hand stamps the date of acceptance (box 20 and box 22). Obama's Long Form was supposedly received on August 8, 1961, four days after his birth. The County Clerk would then sign the certificate (box 21) with his or her whole legal name, no initials.

Figure 1. Tiff image of the Obama's Certificate of Live Birth dated August 8, 1961.

Figure 2. The microfilmed Certificate of Live Birth of Susan Nordyke dated August 11, 1961.

Brief History of Document Archiving and Document Imaging

Before document imaging came into being in the late 1980s, documents like these were archived and stored in post-bound books (post binders). Many times they would be microfilmed flat (not in a binder) and stored on reels or microfiche besides the originals. Figure 2 shows an example of a microfilmed Certificate of Live Birth for a person born one day after (August 5) Barack Obama in the same Kapiolani Maternity & Gynecological Hospital. Since we have an example of a microfilmed Long Form then it is safe to say that all Certificates in that period were microfilmed and still available for inspection as well as the original paper copy. Also these Certificates were embossed with the County's department seal (Figure 21) as well as signed.

The Federal Government, to standardize law and security features, prevent fraud and detect terrorists, Passed The Federal Minimum Standards for Birth Certificates in 2004; Title 7, Sec. 7211(a)-(d), (See Appendix C for the entire law citation) Which states:

- “(b) Standards for Acceptance by Federal Agencies. -
- “(1) In general. - Beginning 2 years after the promulgation of minimum standards under paragraph (3), no Federal agency may accept a birth certificate for any official purpose unless the certificate conforms to such standards.
- “(2) State certification. -
- “(A) In general. - Each State shall certify to the Secretary of Health and Human Services that the State is in compliance with the requirements of this section.

In addition the Federal law clearly states that the Secretary of Health and Human Services may conduct periodic audits of each State's compliance with the requirements of this section. The

purpose of the law was to standardize the formats and security features on birth and death records to prevent fraud and detect terrorists. The law also makes it clear that the Federal Government wanted the states to computerize their source documents, which also meant scanning them into a document imaging system. In Appendix C I have highlighted in red, the important sections of the law.

“(D) Audits. - The Secretary of Health and Human Services may conduct periodic audits of each State's compliance with the requirements of this section.

One of the reasons I mentioned the Federal law is because when President Obama gave his news conference, presenting his alleged Certificate of Live Birth, he stated that they had to get special permission to get a copy of his Certificate. His statement appears to be blatantly wrong because these are public documents and he could have requested a copy himself at any time as well as his Secretary of Health and Human Services could have audited the County's records and get a copy any time they wanted.

I do not know when the Hawaii Health Department acquired and implemented a document imaging system but it had to be within two years of the enactment of this law. I can tell how the Long Form Certificates were scanned in. When a county or city institutes a document imaging system, it would start scanning their documents into the system. If the forms are all just type and lines, it would most likely be scanned in as binary images (black pixel or white pixel). If there are photos or other halftone graphics on the page, it may be scanned in as a grayscale which consists of 256 levels of gray going from 0 for white to 256 for black. If there is color on the documents, they may scan them in as color images, but color images are large and impractical to store lots of them on the server. The legitimate forms done by the Hawaii Board of Health were scanned in using both grayscale and binary modes. The reason I know this is because I found both methods used on the forms. You cannot have both on an original scanned image from an original.

I should also mention that most document imaging programs save the images as Group IV TIFFs because they produce the best compressed file size. Later programs will also let you put PDFs and other file formats into the database.

Some of the information on the Long Form is also put into government databases that are used to produce the short form version of the Certificate of Live Birth.

Document imaging systems use a database engine to store the database fields and file locations. Some of the popular databases used are Oracle or Microsoft's Sequel Server. The database is used by the clerks to perform data searches.

The images would be stored on the server at a specific location and the file name would be a series of number and letters. The image would include the correct file origination date (the system date of the server with time added). All imaging programs will let the clerk export an image out and save it somewhere else or give it to someone else. The original would still be in the file server. If the Clerk had permission on the server and/or imaging program they could also delete the original image and replace it with another, but the origination date for the image file on the server would be newer than the original. So if there was a real Obama Certificate of Live Birth on the server and for some reason someone wanted to alter it, the new image file would have a newer system date. If there was never a legitimate Obama Certificate of Live Birth entered into the system, then the fraudulent one would have a much newer origination date. System dates on servers are usually controlled by clocks outside the server and usually online. Usually the only person who has full access to the server is the system administrator in the IT department. No clerk would or should have that kind of access.

There would also be a database record that contains the file name of the image in the server with its correct location. The program would also have an audit trail that records who logged on, the time, what the person added, deleted, entered, searched for and even the IP address of the PC the person

logged into. All of these records are public records that any member of the public can request a copy of. That is true here in Washington State but it is more restrictive in Hawaii. If the County Health Department gets a request for a Long Form, the clerk would search for the name in the document imaging program. When the program finds the correct name, the image of the Certificate of Live Birth would appear on the screen, which the clerk would print out on a laser printer on some type of security paper which is green in the case of Obama's Certificate (Figure 1). That is what we are led to believe from what Obama presented on television to the public on April 27, 2011.

What I Discovered about Obama's Certificate of Live Birth and why it is a Forgery.

What the Obama administration released is a PDF image that they are trying to pass off as a Certificate Live Birth Long Form printed on green security paper by the County Health Department, but this form is a created forgery. Ironically the country has a lot to thank Mr. Donald Trump and Mr. Jerome Corsi and his new book, because they made President Obama's birth certificate a public issue which in turn forced the White House to produce this forgery to answer both of them. The Obama Certificate of Live Birth Long Form is a forgery for the following reasons.

1. Curved and non-curved type. The image we are looking at was scanned in grayscale and some part in binary which cannot be on the same image. The reason I know this is because of the shadowing along the gutter (left-hand side) is produced by scanning in grayscale. It also means that the county employee who did the original scanning of all the forms, did not take the individual pages out of the post binders. The result is that all the pages in that book display a parallax distorted image of the lines and type. They curve and drop down to the left. If you look at line 2 (Figure 3) on the form that says *Sex* you will notice the letters drop down one pixel but the typed word *Male* does not. Also notice the line just below *Male* drops down 3 pixels.



Figure 3. Line 2 of the form. Baseline differences.

The second incident of this parallax problem is seen in line 6c *Name of Hospital or Institution* (Figure 4). The word *Name* drops down 2 pixels, but the typed hospital name, *Kapiolani*, does not drop down at all, and again the line just below drops down 2 pixels, but not the name *Kapiolani*.

The conclusion you must come to is that the typed in form was superimposed over an existing original Certificate of Live Birth form. In fact, since I found some of the form headings scanned in as binary and grayscale, the form itself is a composite but the person who created it did not flattened the image of the blank form and save it as one file before they started placing the typewriter text on

the composite form. The individual(s) who perpetrated this forgery could not evidently find a blank form in the clerks imaging database, so they were forced to clean up existing forms and overlay the typewriter type we see here. The forger was also looking for certificates with the correct stamped dates and that is why I think they used more than one original form. At first I wondered why the forger didn't just typeset the entire form from scratch and overlay the type and not have to worry about the parallax problem. Then I remembered that in the early 1960s there was no phototypesetting and this form was set in hot metal from a linotype machine. The type design I think is Times Roman but they could never replicate the exact design. They were stuck having to use existing forms that were scanned in using binary and grayscale.

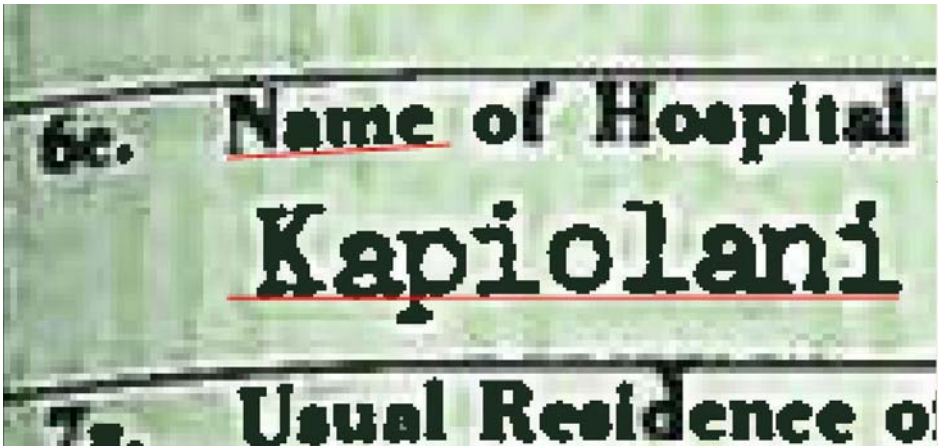


Figure 4. Line 6c at 500%. The typewriter name of the hospital does not drop down 2 pixels.

2. There is a white haloling around all the type on the form. Figure 5 is an example of this. This effect should not appear on a scanned grayscale image. Figure 6 is a grayscale image scanned in at 240 dpi. You will notice that there is no haloling effect around the type and also the security pattern is seen through the type. Figure 7 is a color image where you can clearly see the security green color through the type and no haloling. Figure 8 shows a Black and White (binary) image of the same type. The important thing to remember is that you cannot have grayscale and binary on the same scan unless the image is a composite. This means that different components of the whole image are made up of smaller parts. Figure 9 is an enlarged version of Figure 6 showing what grayscale letters should look like compared to binary.

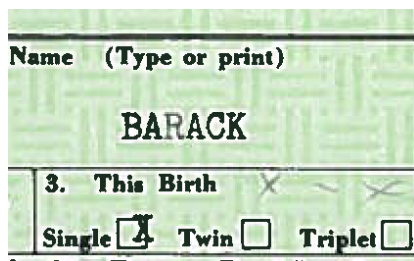


Figure 5. Obama's form




Figure 6. Grayscale.




Figure 7. Color image.

The next question would be: What would have caused the halloing effect? We know that all the original Certificates of Live Birth (COLB) were microfilmed because we can see the Nordyke Certificate (Figure 2) was microfilmed. Then some time after 2004 the paper original copies, in post binder books, were scanned using a commercial document scanner with a flatbed, scanned as grayscale images. The forger was working with two types of images. He/she may have used images printed from the microfilmed copy and then scanned the printout in grayscale. At that point the

forger would have to invert the image so as to have a white background, black type. Figure 10 is an example of an inverted image of Figure 2. The result would be like Figure 9 but a whiter background. The image I am working with in Figure 10 is only 94 DPI but the forger was working with much higher resolution (≥ 240 dpi). At that point the forger converted the grayscale to a binary image and placed it onto the background form image. The problem was that there were still image values for the pixels around the placed type so when he/she placed the type image over the background and instructed the program to bring the type “forward” it blanked out the background image, hence the halloing effect around the type.

URN. NO RECEIPT NECESSAR

SECURITY PACII
Ventura & Sepulver
15165 Ventura Bou
Sherman Oaks, Ca

Figure 8. Binary image.

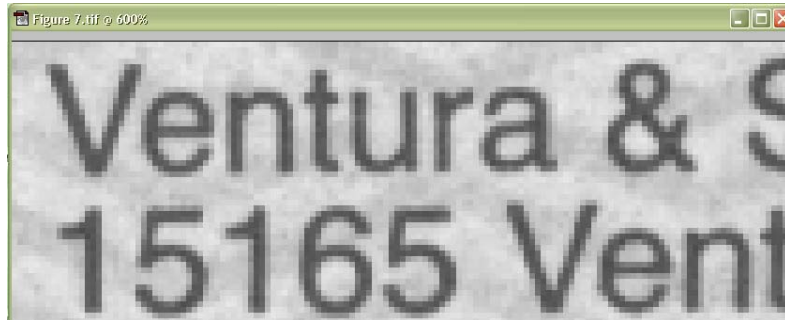


Figure 9. An enlarged version of Figure 6 showing grayscale type.

Figure 10, Inverted image of Figure 2.

3. The Obama Certificate is loaded with both binary and grayscale letters which is just another smoking gun that this form is a forgery. It appears the lines and some of the boxes were scanned using grayscale, but only some of the form headings were grayscale and sometimes it is only some letters. Figure 11 and Figure 4 give one example. You will notice that the *H* and, *al*, in Hospital, *I* in Institution, (*If* and again the *h* and *l* in hospital were grayscale images, but the rest of the line is binary. The typewriter line below was scanned in as a binary image. I can also tell you for certainty that the form type was scanned in at a lower resolution (≤ 200 dpi). This is because of the size of the pixels on the letters were such that the openings on the *a* and *s* on the first line are not visible and filled in. This may also further indicate that forger took some of the type images from the microfilmed copies.



Figure 11. showing a mixture of grayscale and binary type on the same line.

Another example is found in form box 1a, his name *BARACK*. For some reason the “R” is a grayscale image and the rest is binary (Figure 13). That means the “R” was originally on the form and the rest was not until it was added.

The question again is: Why did the forger leave some grayscale type images in the form and not just erase the whole form? The answer is that he/she needed the grayscale images to re-establish the baseline of the type for the superimposed binary type. This also told me that the forger was an experienced graphic artist.



Figure 13. Another example of grayscale and binary on the same line.

Another example is the Certificate number itself (Figure 14). The last “1” on the form is a grayscale image but the rest of the numbers are not. This is just another example of a cut and paste job. It also means we do not know what the real Certificate number is if there even is one. There are other form boxes that display the same feature, boxes: 5b, 7e, 11, 13, 16, 18a.



Figure 14. The last “1” is grayscale, but the rest are binary.

4. The Sequential Number is a fraud. I would like you to refer back to Figures 1 and 2. You will notice that Barack Obama was supposed to have been born on Friday at 7:24 p.m. August 4, 1961 and the local registrar supposedly accepted it on Tuesday August 8, 1961 and hand stamped the Certificate number “61 10641.” Then notice that the other Certificate of Susan E. Nordyke was born on Saturday at 2:12 p.m. August 5, 1961 and another registrar date stamped it on August 11, but her Certificate number is “61 10637.” Susan Nordyke was a twin and her sister’s Certificate number is 61 10638. Keep in mind there would be only one bates stamp machine in the office so the numbers would all be unique. There cannot be any duplicates so every Certificate has a unique serial number.

Obama's Certificate would have most likely been mailed on the following Monday, the 7th and received by the Clerk Tuesday the 8th. Susan Nordyke and her sisters' Certificates looks like they were mailed sometime earlier that week and not accepted until the 11th but Susan has a Certificate 4 numbers less than Obama's. It is impossible to have Obama's Certificate number to be four numbers higher than a Certificate that came in 3 days later.

As stated in #3 the last "1" on the form is a grayscale image but the rest of the numbers are not (Figure 14), again irrefutable proof that the Certificate number is a composite of two numbers and hence a forgery. This forgery comes under a separate offense and carries with it 5-years in prison [see Appendix D: Title 19, Ch.47, Sec, 1028(d)1].

The facts I have shown you in #3 and 4 tell me several things about how this forgery was assembled. 1. Some person(s) in the Health Department, who had access to the document imaging program, searched the database for someone close to the actual birth date of Obama and found someone near the 4th of August, if in fact he was born on the 4th and we should not assume that at all. Obama may have chosen the 4th of August because they had a baby who died close to his date of birth. The clerk may have crossed referenced the death database to find someone who had died and had a birth date close to Obama's. It has been reported that an infant girl named Virginia Sunahara was born on August 4, 1961 at Wahiawa Hospital in Wahiawa, Oahu, HI who died on August 5, 1961 at the Kapiolani Women and Children's Medical Center, due to complications. This happens to coincide with date of birth and birthplace of the Nordyke twins. We could make two assuming here. The first would be that the Wahiawa Hospital would have filled the COLB form as customary and mailed it to the County Health Department and the Kapiolani Medical Center would have filled out the death certificate. The other less probable would be that her medical records were transferred to Kapiolani Hospital and they would produce the birth certificate and later the death certificate was later included in the group of birth certificates that contained the Nordyke twins.

The Federal Government wanted the States to cross reference the birth and death databases so the database would have that information. The date stamps have two different colors and sizes (see #5 below) which indicates that both dates came from different Certificates. We can conclude from this that more than one person was involved in the Hawaii Department of Health to assemble the different components that were used and also do the database searches to find the right Certificates to create the fraudulent Certificate of Live Birth and finally someone who signed the fraudulent certificate. I believe that after all the components were assembled they were then given to a graphic artist to actually assemble the whole thing and create the finished forgery. That graphic artist could be located anywhere. In short this was a multi-state conspiracy to defraud the United States.

5. Two different colors and font sizes in Form box 22 and 20 Date Accepted by Reg. General.

What is very revealing about this box and date entry is there are two different colors on both lines where there should be no color at all. Both lines were scanned using binary mode, but I see two different colors (Figure 15). What I think this is showing us is that the person who put this fraud together was looking for a form that had the right date namely "August 8 19_1." As you can see the only things that are printed in dark green (R=71, G=92, B=73) are "Date A" and "AUG -8 6." The rest of the type is in black. This tells me that the forger was working in color mode and what they copied from had a color value for some reason unless they put a color value on it. Finally the font size of the rubber stamp in box 22 is larger than the stamp used in box 20. This is unlikely because the same rubber stamp would have been used, at the same time, by the same registrar to stamp the dates in both places and sign the form in box 21. Since we have two size letters and numbers, this means these elements were taken from two separate forms that may have been years apart using different rubber stamps.



Figure 15. Two different colors, dark green and black.

The same thing is found in form box 20 “Date Accepted by Local Reg.” Figure 16 again shows that the date has two different colors. The “AUG -8 196” is in dark green (R=87, G=111, B=87) and the “1” is in black. Yet again another irrefutable proof this form is a forgery. Form box 17a displays the same two color image in the word “None”. The “Non” is in dark green.



Figure 16. Another example of two colors on the same line.

6. The official seal is not part of the Certificate of Live Birth. The Hawaiian law (Section 11-1-2 Seal of the Department of Health) states:

a) The official seal of the department of health shall be circular in shape, **two and one-fourth inches in diameter**. At the curve on the top portion there shall be the words “DEPARTMENT OF HEALTH” and at the curve on the bottom portion there shall be the words “STATE OF HAWAII.” At the curve on each side portion shall be a star. In the center of the seal shall be the Caduceus, a winged rod entwined with two serpents, which has long been recognized as a universal symbol of medicine. The Caduceus shall be encircled by an indentation, which shall separate it from the words “DEPARTMENT OF HEALTH” and “STATE OF HAWAII.”

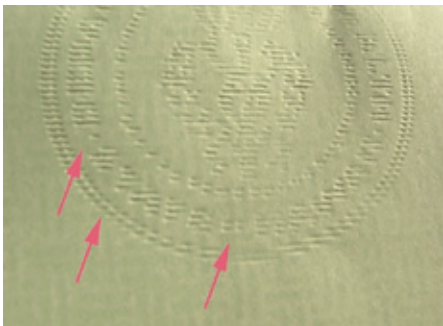


Figure 17, Seal on Obamas Short Form

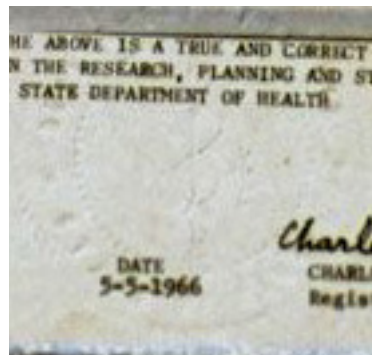


Figure 18: Nordyke seal from 1966




Figure 19: Obama’s COLB long form Apr.2011

The first Certificate of Live Birth Obama the candidate produced in June of 2008 was the “Short Form” of the COLB. It had the Department of Health’s seal embossed on it (Figure 17) appearing on it about 3” from the bottom of the 11 inch paper. That told me the Health Department is using an electric embosser, which applies ample pressure to leave a clearly visible embossment. Hand seal embossers have only 1¼ inch or less, clearance for a 2¼ inch seal, from the edge of the paper. The Health Department seal does not appear obvious on the Obama COLB. A good embossment will

distort the type and lines on a form and is clearly visible (Figure 21). Even on the Nordyke Certificate (Figure 18) in spite of it being an inverted image from a microfilmed image, it is clearly seen. Figure 19 shows Obama’s seal on the COLB presented on April 27, 2011 is visible only because a color filter was used to see it, otherwise it completely disappears in the design of the security paper (Figure 20).

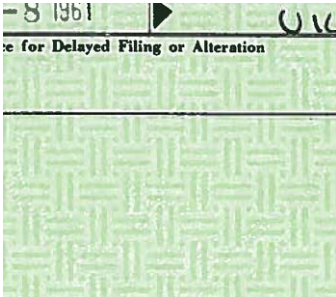


Figure 20: Seal on Obama’s COLB From April 27, 2011.

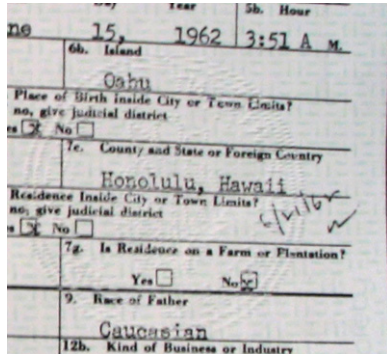


Figure 21: Hand stamped seal from an original COLB from 1962.

The official seal on the Obama COLB is a second or even third generation image from another form. The seal embossing did not distort the lines or type on the form and it most likely was never part of his Certificate. Yet another indication this Certificate of Live Birth is an obvious forgery.

7. The hand stamped certification from the current registrar is a forged stamped notice.

The Department of health has the right to produce a legal copy of the original Certificate of Live Birth to people who have the appropriate right to receive one. The Clerk in the office would search the document imaging database and retrieve the correct Certificate. The Clerk would then print out the Tiff image on the green security paper. They would then take a rubber stand that states the following: I CERTIFY THIS IS A TRUE COPY OR ABSTRACT OF THE RECORD ON FILE IN THE HAWAII STATE DEPARTMENT OF HEALTH. Then below this notice would be the likeness of the State Registrar’s signature, in this case it was Alvin T. Onaka, Ph.D. Then the clerk would stamp the date to the left of the certification. See Figure 22 for a Certificate done one month before the Obama’s April 25, 2011 Certificate. Please note that since it is a hand stamp the certificate stamp is skewed up on the right-hand side.




Figure 22. Registrar stamp on a person’s Certificate done March 2011.

Now let us look at the Obama’s Certificate (Figure 23) supposedly done on April 25, 2011. Notice the registrar’s rubber stamp has an error on the word “the” which reads “TXE,” but this error does not show up on the same rubber stamp used one month before. In Figure 24 you will see an enlargement of the word. You will notice that the “X” had been created by the graphic artist by filling in pixels so it appears like an “X” but it really is not. Also notice that the whole stamp is too straight on the form. The red lines drawn under two of the lines of type are aligned with the pixels. The stamp rises only two pixels over 3”. My conclusion is that the whole stamp was placed there by

the graphic artist to look as straight as possible. The only problem is that no hand stamped notice like this would be placed that perfect on the page.

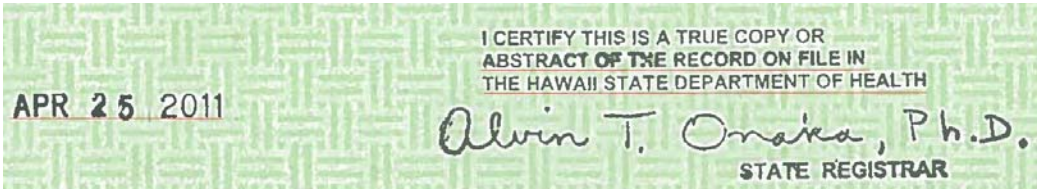


Figure 23. Obama’s Registrar stamp with the errors on it,



Figure 24. Enlargement of the “TXE.”

Other investigators have mentioned what looks like an italic “E” under the capital A in Alvin. In Figure 22 the same artifact does not appear. We have to assume either the artifact was already on the security image the forger used, and forgot to erase it, or it was placed there deliberately for some reason that we don’t know yet.

8. Multiple layers in the PDF file from the White House. I am not the first one to find this fact and they deserve the credit for discovering it. What they discovered is that when you open up the PDF file in Adobe Illustrator and you turn on layers, you see a long list of nine different layers that correspond to different sections of the form, including the signatures on the form. Figure 25 shows the layer that contains most of the Typewriter and form text.

I discovered using just my Adobe Acrobat 8 Standard that I could also see the different components disappear when I enlarged the image to just 400% and used the “hand” tool to quickly move around the image. When I moved the image fast, the various type components would disappear from the form but the lines stayed just as I had concluded.

I also opened up the White House PDF file in WordPad so I could see the codes and headers in the file. There I discovered the evidence for the 9 layers embedded in the code (see below). The big surprise I discovered was that the file was finished or created on April 27, 2011 and the copy I had downloaded from the White House web site was modified on April 28, 2011 at 9:58 AM, the day after the news conference. The whole White House story that the President had his Seattle based lawyer fly to Hawaii and pick up a signed and stamped paper Certificate of Live Birth and fly directly to Washington DC, is obviously not the document the public has been shown. In other words the whole story is not true. The Press Secretary proudly stated that he personally put up the PDF on the White House web site and that’s probably all they got was the PDF by e-mail.

```
2 0 obj
<</Subtype/XML/Length 3759/Type/Metadata>>stream
<xap:CreateDate>2011-04-27T12:09:24Z</xap:CreateDate>
  <xap:CreatorTool>Preview</xap:CreatorTool>
  <xap:ModifyDate>2011-04-28T09:58:24-07:00</xap:ModifyDate>
  <xap:MetadataDate>2011-04-28T09:58:24-07:00</xap:MetadataDate>
```

The following are the header codes for the 9 layers embedded throughout the file.

```
13 0 obj
<</Subtype/Image/Length 299366/Filter/DCTDecode/BitsPerComponent 8/ColorSpace 9 0 R/Width 1652/Height 1276/Type/XObject>>stream
14 0 obj
<</Subtype/Image/Length 67980/Filter/FlateDecode/ImageMask true/BitsPerComponent 1/Width 1454/Height 1819/Type/XObject>>stream
15 0 obj
<</Subtype/Image/Length 5510/Filter/FlateDecode/ImageMask true/BitsPerComponent 1/Width 199/Height 778/Type/XObject>>stream
```

16 0 obj
 <</Subtype/Image/Length 480/Filter/FlateDecode/ImageMask true/BitsPerComponent 1/Width 42/Height 274/Type/XObject>>stream
 17 0 obj
 <</Subtype/Image/Length 633/Filter/FlateDecode/ImageMask true/BitsPerComponent 1/Width 123/Height 228/Type/XObject>>stream
 18 0 obj
 <</Subtype/Image/Length 436/Filter/FlateDecode/ImageMask true/BitsPerComponent 1/Width 47/Height 216/Type/XObject>>stream
 19 0 obj
 <</Subtype/Image/Length 173/Filter/FlateDecode/ImageMask true/BitsPerComponent 1/Width 34/Height 70/Type/XObject>>stream
 20 0 obj
 <</Subtype/Image/Length 671/Filter/FlateDecode/ImageMask true/BitsPerComponent 1/Width 243/Height 217/Type/XObject>>stream
 21 0 obj
 <</Subtype/Image/Length 344/Filter/FlateDecode/ImageMask true/BitsPerComponent 1/Width 132/Height 142/Type/XObject>>stream

This letter may have been accompanied by a CD with the files and images I worked from and the screen shots displayed in this report. I have also included MP4 files of the three videos listed below. You may freely use these images and text for your own report or public notice.

Some of the examples of the layering can be found on the following YouTube web sites. This one shows the layering in Illustrator:

<http://www.youtube.com/watch?v=wQAqvtXenKg&feature=related>

This one shows that letter “B” in box 1e and 8 are exactly the same. An example of cut and paste.

http://www.youtube.com/watch?v=aMLdrrC1-xs&feature=mfu_in_order&list=UL

Another good explanation of layering showing at least 9 layers.

<http://www.youtube.com/watch?v=QNJfdKClbH4&feature=related>

The original PDF is on the enclosed CD with this report and you can also download it from the web site: http://www.vectorpub.com/Obamas_Certificate_Forgery.html. The discovering of nine layers in the PDF image didn't matter for my analysis 1 through 7 because I was able to export the image as a TIFF (18.35 MB) out of that PDF using my Adobe Standard software. So I was working from a flattened image and was able to find all that I did, in other words the layers were irrelevant to me but was just further proof that the Obama's Certificate of Live Birth is a forgery.

STATE OF HAWAII		CERTIFICATE OF LIVE BIRTH		DEPARTMENT OF HEALTH	
		FILE NUMBER 151		61 1064	
1. Child's First Name (Type or print)	1b. Middle Name	1c. Last Name			
BA ACK	HUSSEIN	OBAMA, II			
2. Sex	3. This Birth	4. If Twin or Triplet, Was Child Born	5a. Birth Date	5b. Month	5c. Hour
Male	1st <input checked="" type="checkbox"/> 2nd <input type="checkbox"/> 3rd <input type="checkbox"/>	1st <input type="checkbox"/> 2nd <input type="checkbox"/> 3rd <input type="checkbox"/>	August	4	7:24 P.
Place of Birth: City, Town or Rural Location		6b. Island			
Honolulu		Oahu			
Name of Hospital or Institution (not in capital or institution, give street address)		6d. Is Place of Birth Inside City or Town limits? If not, give judicial district			
Kapiolani Maternity & Gynecological Hospital		Yes <input checked="" type="checkbox"/> No <input type="checkbox"/>			
Usual Residence of Mother: City, Town or Rural Location		7b. Island	7c. County, State or Foreign Country		
Honolulu		Oahu	Honolulu, Hawaii		
7d. Street Address		7e. Is Residence Inside City or Town Limits? If not, give judicial district			
6085 Kalaniana'ole Highway		Yes <input type="checkbox"/> No <input checked="" type="checkbox"/>			
7f. Mother's Mailing Address		7g. Is Residence on a Farm or Plantation? Yes <input type="checkbox"/> No <input checked="" type="checkbox"/>			
8. Full Name of Father		9. Race of Father		10. Race of Mother	
BARACK HUSSEIN OBAMA		African		Caucasian	
11. Age of Father	11. Birthplace (Inland, State or Foreign Country)	12a. Usual Occupation	12b. Kind of Business or Industry		
25	enya, East Africa	Student	University		
13. Full Maiden Name of Mother		14. Race of Mother		15. Date Last Worked	
TANLEY ANN DUNHAM		Caucasian			
16. Age of Mother	16. Birthplace (Inland, State or Foreign Country)	17a. Type of Occupation Outside Home During Pregnancy		17b. Date Last Worked	
18	Wichita ANSBE	B			
I certify that the above stated information is true and correct to the best of my knowledge.					
18a. Signature of Parent		18b. Date of Signature		19. Date of Signature	
<i>Barack Obama</i>		8-7-61		8-8-61	
19a. Signature of Registrar		20. Date Accepted by Local Reg.		21. Signature of Local Registrar	
23. Evidence for Delayed Filing or Alteration					

Figure 25: The layer that contains most of the forms text and typewriter text.

A Rebuttal to the Discovery of the Multi Layers Found in the PDF File.

The only rebuttal to the nine layers discovered in the PDF file released by the White House was a statement from a Canadian graphic artists from Quebec by the name of Jean-Claude Tremblay on April 29. It was reported by Fox News and on their web site at:

<http://www.foxnews.com/politics/2011/04/29/expert-says-obamas-birth-certificate-legit/>.

He tries to excuse the multi-layers as merely an artifact of an OCR (Optical Character Recognition) engine and then saved as a PDF. There are two major reason he is wrong and I know from his statement he knows nothing about OCR engines and how they work and their file structure. First of all the Obama PDF certificate was supposed to have come directly from the Health Departments office. As stated before, the records they have would have absolutely no reason to be OCRed and if they were asked to give the customer a PDF image it would be from their existing TIFF image stored in their document imaging program on the server. The program would have done no OCR processing at that time.

My qualifications on OCR programs are considerable. Our own document imaging program, TheRepository, has an OCR option from Expervision that is called TypeReader. We integrated TypeReader into our program but to do this we had to sign a non-disclosure statement with them and then we got their Took Kit and API. When an OCR program saves a file as a searchable PDF, the file contains three main files within it. The first file is an image file, usually a compressed Group4 TIFF. The second file is a ASCII text file and the last file is a matrix file that contains the X and Y coordinates of all the words in the document. The Starting point for the image file and the matrix file is usually the upper left hand corner of the image measured in pixels. The text file and matrix files would never be seen as separate layers and there is certainly no nine layers. The three files would be in a PDF “wrapper” and that’s all. All OCR programs work on the same principle.

Conclusion

This forgery is so outrageous and obvious a fraud that it brings to mind what the forger had in mind. You could truly call this a Frankenstein Certificate of Live Birth. I will not try to speculate about the psychology of the forger and stick to the facts I know or can logically conclude. It will be for Congressional hearings, for the FBI to investigate and finally federal and state courts to decide that. It had been reported by the Washington Times that the White House changed the image of the PDF the next day and that is correct since the PDF file proved it was altered on the 28th at 9:58 AM and that is the version I worked from. I would conclude from that action that the White House knew they have a problem with the Long Form Certificate. It was convenient for the killing of Osama Bin Laden to occur within a few days of the release of this fraud.

The disturbing part of this forgery is that we the citizens, do not know who our President is and if he is even a citizen. It is a logical conclusion that since President Barack Obama felt it necessary to have a Certificate of Live Birth forged for himself then we must conclude that there is in fact no birth certificate in Hawaii and therefore he was not born inside the United States, as the Constitution requires (Appendix A) and he knew it and others also knew it but wanted him in office for whatever reason. The answer to that question might be found in a report funded by the Pentagon in 2009 entitled *Economic Warfare: Risks and Responses. Analysis of the 21st Century Risks in light of the Recent Market Collapse.*” This report is included on the CD and also at:

http://www.vectorpub.com/Obamas_Certificate_Forgery.html.

The report was in response to the economic collapse in early 2008 and the rise in oil prices to over \$140 per barrel. You will note that George Soros is prominently mentioned and he was, and still is, a major supporter of Obama. Also remember that Soros has made his money destroying foreign currencies just as what is happening to the US dollar now.

Mr. Tim Adams a former senior elections clerk in the County of Honolulu reported on WorldNet Daily, "There is no birth certificate," and "I had direct access to the Social Security database, the national crime computer, state driver's license information, international passport information, basically just about anything you can imagine to get someone's identity," Adams explained. "I could look up what bank your home mortgage was in. I was informed by my boss that we did not have a birth record [for Obama]." He also stated that they checked both hospitals there, Queen's Medical Center in Honolulu, as well as the Kapiolani Medical Center for Women and Children. "They told us, 'We don't have a birth certificate for him,'" he said. "They told my supervisor, either by phone or by e-mail, neither one has a document that a doctor signed off on saying they were present at this man's birth."

WorldNetDaily reported that they confirmed with Hawaiian officials that Adams was indeed working in their election offices during the last presidential election. "His title was senior elections clerk in 2008," said Glen Takahashi, elections administrator for the [city and county of Honolulu](#). Takahashi also confirmed Adams' time frame at the office from spring until the month of August.

Reference: [<http://www.wnd.com/?pageId=165041#ixzz1KjG5TV6r>]

A second article published in WorldNetDaily on January 24, 2011 also states: "Senior officers in the City and County of Honolulu Elections Division told me on multiple occasions that no Hawaii long-form, hospital-generated birth certificate existed for Senator Obama in the Hawaii Department of Health," Adams' affidavit reads, "and there was no record that any such document had ever been on file in the Hawaii Department of Health or any other branch or department of the Hawaii government." "My supervisor came and told me, 'Of course, there's no birth certificate. What? You stupid,'" Adams said. "She usually spoke well, but in saying this she reverted to a Hawaiian dialect. I really didn't know how to respond to that. She said it and just walked off. She was quite a powerful lady."

Mr. Tim Adams also signed a notarized affidavit (Figure 26) "swearing he was told by his supervisors in Hawaii that no long-form, hospital-generated birth certificate existed for Barack Obama Jr. in Hawaii and that neither Queens Medical Center nor Kapiolani Medical Center in Honolulu had any record of Obama having been born in their medical facilities."

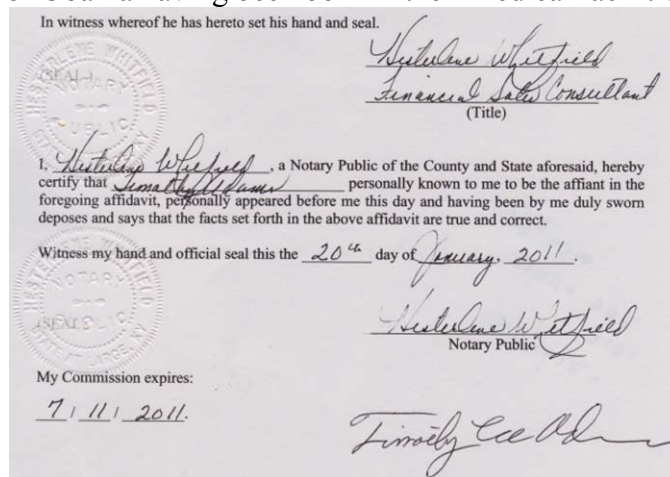


Figure 26. Mr. Tim Adams affidavit signed 1/20/2011.

In the affidavit Adams swears, "During the course of my employment, I came to understand that for political reasons, various officials in the government of Hawaii, including then-Governor Linda Lingle and various officials of the Hawaii Department of Health, including Dr. Chiyome Fukino, the director of the Hawaii Department of Health, were making representations that Senator Obama was

born in Hawaii, even though no government official in Hawaii could find a long-form birth certificate for Senator Obama that had been issued by a Hawaii hospital at the time of his birth.”

Reference: [<http://www.wnd.com/index.php?fa=PAGE.view&pageId=254401>]

The reason I have included Mr. Tim Adams testimony is because it strongly suggests that there was and is an ongoing conspiracy to defraud the United States (Title 18, pt.1, Ch 47, sec. 1028(a)(4) using a fraudulent document. The shameful thing is that it’s the one document that is required for a person to become President of the United States and these “public” officials had chosen to deceive for political and maybe financial gain. The position of President has access to all the nation’s secrets and is commander and chief of the armed forces. **This fraudulent Certificate of Live Birth is a national security issue.** These are very serious charges connected to what the conspirators have done. I have included the section of Title 18 that pertains to this forgery for you to read in full. It comes directly from the Federal government web site <http://uscode.house.gov/> so it is current.

Rebuttal to the Hawaiian Published Newspaper Notice of Obama Jr. Birth.

WorldNetDaily reported on January 7, 2010 that in 1961, Hawaiian law specifically allowed “an adult or the legal parents of a minor child” to apply to the health department and, upon unspecified proof, be given a birth document in the form of a Certification of Live Birth. The only requirement stated in Hawaiian law is “that the legal parents of such individual while living without the Territory or State of Hawaii had declared the Territory or State of Hawaii as their legal residence for at least one year immediately preceding the birth or adoption of such child.” So, even the listing of an address on a COLB or in a newspaper birth announcement is no proof the baby was born in Hawaii. Under Hawaiian law, a family wishing to register the birth of a baby born outside Hawaii can list a family residence in Hawaii as the birth address, even if the mother was residing outside Hawaii at the time the baby was born. [<http://www.wnd.com/index.php?fa=PAGE.view&pageId=121136>].

The only way we would know if Barack Obama Jr. was born in Hawaii is if his mothers’ passport records could be retrieved and find out when she re-entered the United States. There is a real possibility that President Obama appears he has presented no evidence that he is a “Natural Born Citizen.”

The Laws that Have Been Broken

I am not an attorney but was an accountant and worked for three CPA firms before I went into business for myself. I have read and understood the Federal Tax code, so understanding Title 18 is no problem. I have listed in Appendix D the entire section of the Federal Code that directly covers the seriousness of this fraud.

Under Hawaii State code §708-851, it would be forgery in the first degree which is a Class B Felony (Appendix B).

The Federal charges are much more extensive because of the nature of the crime, and who did it and the ramifications to the country. It would not surprise me that maximum prison sentences were given out but of course a judge and jury would have to determine that. The Federal law is covered under **Title 18-Crimes and Criminal Procedures; Part 1-Crimes, Chapter 47- Fraud and False Statements, Section-1028-Fraud and related activity in connection with identification documents, authentication features, and information** is the main section that the forgery of a Certificate of Live Birth would be covered under. 1. Forgery of a public document; 2. Conspiracy to commit forgery, because Obama had to have paid someone to create the forgery and it is evident others were involved; 3. Obstruction of Justice if this went to trial; 4 and 5. If the conspirators had bribed a County Clerk(s) to insert this PDF file into the county’s document imaging system, you would have bribery and tampering with government records. All of these are felonies and are

impeachable offences. The penalty for committing the forgery is up to 15 years in prison and for just forging the unique Certificate number is another 5 years. At this point it doesn't matter if he was born in Kenya or Hawaii. He is now facing forgery charges and the rest.

If Congress does not hold a hearing on this forgery, the vast majority of Americans will lose most of our faith in the country's legal system and government institutions, and you don't want to go there. As it is, the public poll numbers for Congress are in the low two digits. Congress and the ruling elite have to decide whether we are a country of laws or are the laws only enforced on the little people and those outside of the ruling political party.

You do not have to use my name when presenting this information because I am not looking for publicity, but you can freely use the information to inform the public. If this letter did not come with a CD containing all the files I worked with, just contact me by e-mail or mail and I will mail you one. Please enclose \$5 to cover for postage and the cost of duplication. Please do not give out my contact information; I am willing to give expert testimony in court or in a Congressional hearing, if requested.

My signed notarized affidavit is available for downloading at:
http://www.vectorpub.com/Obamas_Certificate_Forgery.html

Very truly yours
Douglas Vogt
President of Archive Index Systems, Inc.
A disappointed Natural Born U.S. Citizen.

Appendix A

Qualifications to become President:

Constitution of the United States: Article. 2 Sec. 1(5): No Person except a *natural born Citizen*, or a Citizen of the United States, at the time of the Adoption of this Constitution, shall be eligible to the Office of President; neither shall any Person be eligible to that Office who shall not have attained to the **Age of thirty-five Years**, and been fourteen Years a Resident within the United States.

Appendix B

Hawaii State Law:

§708-851 Forgery in the first degree. (1) A person commits the offense of forgery in the first degree if, with intent to defraud, the person falsely makes, completes, endorses, or alters a written instrument, or utters a forged instrument, or fraudulently encodes the magnetic ink character recognition numbers, which is or purports to be, or which is calculated to become or to represent if completed:

(a) Part of an issue of stamps, securities, or other valuable **instruments issued by a government or governmental agency**; or

(b) Part of an issue of stock, bonds, or other instruments representing interests in or claims against a corporate or other organization or its property.

(2) **Forgery in the first degree is a class B felony.** [L 1972, c 9, pt of §1; am L 1988, c 155, §2; gen ch. 1992; am L 1997, c 243, §2]

Federal Statutes:

Appendix C

U.S. Code Office of the Law Revision Counsel, U.S. House of Representatives FEDERAL MINIMUM STANDARDS FOR BIRTH CERTIFICATES

Pub. L. 108-458, title 7, Sec. 7211(a)-(d), Dec. 17, 2004, 118 Stat. 3825-3827, provided that:

"(a) Definition. - In this section [enacting this note and repealing provisions set out as a note below], the term 'birth

certificate' means a certificate of birth -

"(1) for an individual (regardless of where born) -

"(A) who is a citizen or national of the United States at birth; and

"(B) whose birth is registered in the United States; and

"(2) that -

"(A) is issued by a Federal, State, or local government agency or authorized custodian of record and produced from birth records maintained by such agency or custodian of record; or

"(B) is an authenticated copy, issued by a Federal, State, or local government agency or authorized custodian of record, of an original certificate of birth issued by such agency or custodian of record.

"(b) Standards for Acceptance by Federal Agencies. -

"(1) In general. - Beginning 2 years after the promulgation of minimum standards under paragraph (3), no Federal agency may accept a birth certificate for any official purpose unless the certificate conforms to such standards.

"(2) State certification. -

"(A) In general. - Each State shall certify to the Secretary of Health and Human Services that the State is in compliance with the requirements of this section.

"(B) Frequency. - Certifications under subparagraph (A) shall be made at such intervals and in such a manner as the Secretary of Health and Human Services, with the concurrence of the Secretary of Homeland Security and the Commissioner of Social Security, may prescribe by regulation.

"(C) Compliance. - Each State shall ensure that units of local government and other authorized custodians of records in the State comply with this section.

"(D) Audits. - The Secretary of Health and Human Services may conduct periodic audits of each State's compliance with the requirements of this section.

"(3) Minimum standards. - Not later than 1 year after the date of enactment of this Act [Dec. 17, 2004], the Secretary of Health and Human Services shall by regulation establish minimum standards for birth certificates for use by Federal agencies for official purposes that -

"(A) at a minimum, shall require certification of the birth certificate by the State or local government custodian of record that issued the certificate, and shall require the use of safety paper or an alternative, equally secure medium, **the seal of the issuing custodian of record**, and other features designed to prevent tampering, counterfeiting, or otherwise duplicating the birth certificate for fraudulent purposes;

"(B) shall establish requirements for proof and verification of identity as a condition of issuance of a birth certificate, with **additional security measures for the issuance of a birth certificate** for a person who is not the applicant;

"(C) shall establish standards for the processing of birth certificate applications to prevent fraud;

“(D) may not require a single design to which birth certificates issued by all States must conform; and

“(E) shall accommodate the differences between the States in the manner and form in which birth records are stored and birth certificates are produced from such records.

“(4) Consultation with government agencies. - In promulgating the standards required under paragraph (3), the Secretary of Health and Human Services shall consult with -

“(A) the Secretary of Homeland Security;

“(B) the Commissioner of Social Security;

“(C) State vital statistics offices; and

“(D) other appropriate Federal agencies.

“(5) Extension of effective date. - The Secretary of Health and Human Services may extend the date specified under paragraph (1) for up to 2 years for birth certificates issued by a State if the Secretary determines that the State made reasonable efforts to comply with the date under paragraph (1) but was unable to do so.

“(c) Grants to States. -

“(1) Assistance in meeting federal standards. -

“(A) In general. - Beginning on the date a final regulation is promulgated under subsection (b)(3), the Secretary of Health and Human Services shall award grants to States to assist them in conforming to the minimum standards for birth certificates set forth in the regulation.

“(B) Allocation of grants. - The Secretary shall award grants to States under this paragraph based on the proportion that the estimated average annual number of birth certificates issued by a State applying for a grant bears to the estimated average annual number of birth certificates issued by all States.

“(C) Minimum allocation. - Notwithstanding subparagraph (B), each State shall receive not less than 0.5 percent of the grant funds made available under this paragraph.

“(2) Assistance in matching birth and death records. -

“(A) In general. - The Secretary of Health and Human Services, in coordination with the Commissioner of Social Security and other appropriate Federal agencies, shall award grants to States, under criteria established by the Secretary, to assist States in -

“(i) **computerizing their birth and death records;**

“(ii) **developing the capability to match birth and death records within each State and among the States; and**

“(iii) **noting the fact of death on the birth certificates of deceased persons.**

“(B) Allocation of grants. - The Secretary shall award grants to qualifying States under this paragraph based on the proportion that the estimated annual average number of birth and death records created by a State applying for a grant bears to the estimated annual average number of birth and death records originated by all States.

“(C) Minimum allocation. - Notwithstanding subparagraph (B), each State shall receive not less than 0.5 percent of the grant funds made available under this paragraph.

“(d) Authorization of Appropriations. - There are authorized to be appropriated to the Secretary for each of the fiscal years 2005 through 2009 such sums as may be necessary to carry out this section.”

Appendix D

The blue type sections would apply to the graphic artist who created the forgery.

18 USC Sec. 1028 02/01/2010

TITLE 18 - CRIMES AND CRIMINAL PROCEDURE

PART I - CRIMES

CHAPTER 47 - FRAUD AND FALSE STATEMENTS

Sec. 1028. Fraud and related activity in connection with **identification documents**, authentication features, and information

-STATUTE-

(a) Whoever, in a circumstance described in subsection (c) of this section -

(1) knowingly and without lawful authority produces an identification document, authentication feature, or a false identification document;

(2) knowingly transfers an identification document, authentication feature, or a false identification document knowing that such document or feature was stolen or produced without lawful authority;

(3) knowingly possesses with intent to use unlawfully or transfer unlawfully five or more identification documents (other than those issued lawfully for the use of the possessor), authentication features, or false identification documents;

(4) knowingly possesses an identification document (other than one issued lawfully for the use of the possessor), authentication feature, or a false identification document, with the intent such document or feature be used to defraud the United States;

(5) knowingly produces, transfers, or possesses a document-making implement or authentication feature with the intent such document-making implement or authentication feature will be used in the production of a false identification document or another document-making implement or authentication feature which will be so used;

(6) knowingly possesses an identification document or authentication feature that is or appears to be an identification document or authentication feature of the United States or a sponsoring entity of an event designated as a special event of national significance which is stolen or produced without lawful authority knowing that such document or feature was stolen or produced without such authority;

(7) knowingly transfers, possesses, or uses, without lawful authority, a means of identification of another person with the intent to commit, or to aid or abet, or in connection with, any unlawful activity that constitutes a violation of Federal law, or that constitutes a felony under any applicable State or local law; or

(8) knowingly traffics in false or actual authentication features for use in false identification documents, document-making implements, or means of identification; shall be punished as provided in subsection (b) of this section.

(b) The punishment for an offense under subsection (a) of this section is -

(1) except as provided in paragraphs (3) and (4), a fine under this title or imprisonment for not more than 15 years, or both, if the offense is -

(A) the production or transfer of an identification document, authentication feature, or false identification document that is or appears to be -

(i) an identification document or authentication feature issued by or under the authority of the United States; or

(ii) a **birth certificate**, or a driver's license or personal identification card;

(B) the production or transfer of more than five identification documents, authentication features, or false identification documents;

(C) an offense under paragraph (5) of such subsection; or (D) an offense under paragraph (7) of such subsection that involves the transfer, possession, or use of 1 or more means of identification if, as a result of the offense, any individual committing the offense obtains anything of value aggregating \$1,000 or more during any 1-year period;

(2) except as provided in paragraphs (3) and (4), a fine under this title or imprisonment for not more than 5 years, or both, if the offense is -

(A) any other production, transfer, or use of a means of identification, an identification document, (1) authentication feature, or a false identification document; or

(B) an offense under paragraph (3) or (7) of such subsection;

(3) a fine under this title or imprisonment for not more than 20 years, or both, if the offense is committed -

(A) to facilitate a drug trafficking crime (as defined in section 929(a)(2));

(B) in connection with a crime of violence (as defined in section 924(c)(3)); or

(C) after a prior conviction under this section becomes final;

(4) a fine under this title or imprisonment for not more than 30 years, or both, if the offense is committed to facilitate an act of domestic terrorism (as defined under section 2331(5) of this title) or an act of international terrorism (as defined in section 2331(1) of this title);

(5) in the case of any offense under subsection (a), forfeiture to the United States of any personal property used or intended to be used to commit the offense; and

(6) a fine under this title or imprisonment for not more than one year, or both, in any other case.

(c) The circumstance referred to in subsection (a) of this section is that -

(1) the identification document, authentication feature, or false identification document is or appears to be issued by or under the authority of the United States or a sponsoring entity of an event designated as a special event of national significance or the document-making implement is designed or suited for making such an identification document, authentication feature, or false identification document;

(2) the offense is an offense under subsection (a)(4) of this section; or

(3) either -

(A) the production, transfer, possession, or use prohibited by this section is in or affects interstate or foreign commerce, including the transfer of a document by electronic means; or

(B) the means of identification, identification document, false identification document, or document-making implement is transported in the mail in the course of the production, transfer, possession, or use prohibited by this section.

(d) In this section and section 1028A -

(1) the term "**authentication feature**" means any hologram, watermark, certification, symbol, code, image, **sequence of numbers or letters**, or other feature that either individually or in combination with another feature is used by the issuing authority on an identification document, document-making implement, or means of identification to determine if the document is counterfeit, altered, or otherwise falsified;

(2) the term "**document-making implement**" means any implement, impression, template, **computer file, computer disc**, electronic device, or computer hardware or software, that is specifically configured or primarily used for making an identification document, a false identification document, or another document-making implement;

(3) the term "identification document" means a document made or issued by or under the authority of the United States Government, a State, political subdivision of a State, a sponsoring entity of an event designated as a special event of national significance, a foreign government,

political subdivision of a foreign government, an international governmental or an international quasi-governmental organization which, when completed with information concerning a particular individual, is of a type intended or commonly accepted for the purpose of identification of individuals;

(4) the term "false identification document" means a document of a type intended or commonly accepted for the purposes of identification of individuals that -

(A) is not issued by or under the authority of a governmental entity or was issued under the authority of a governmental entity but was **subsequently altered for purposes of deceit**; and

(B) appears to be issued by or under the authority of the United States Government, **a State**, a political subdivision of a State, a sponsoring entity of an event designated by the President as a special event of national significance, a foreign government, a political subdivision of a foreign government, or an international governmental or quasi-governmental organization;

(5) the term "**false authentication feature**" means an authentication feature that -

(A) is genuine in origin, but, without the authorization of the issuing authority, has been **tampered with or altered for purposes of deceit**;

(B) is genuine, but has been **distributed**, or is intended for distribution, without the authorization of the issuing authority and **not in connection with a lawfully made identification document**, document-making implement, or means of identification to which such authentication feature is intended to be affixed or embedded by the respective issuing authority;

or

(C) appears to be genuine, but is not;

(6) the term "**issuing authority**" -

(A) means any governmental entity or agency that is authorized to issue identification documents, means of identification, or authentication features; and

(B) includes the United States Government, **a State**, a political subdivision of a State, a sponsoring entity of an event designated by the President as a special event of national significance, a foreign government, a political subdivision of a foreign government, or an international government or quasi-governmental organization;

(7) the term "**means of identification**" means **any name or number** that may be used, alone or in conjunction with any other information, to identify a specific individual, including any -

(A) name, social security number, **date of birth**, official State or government issued driver's license or **identification number**, alien registration number, government passport number, employer or taxpayer identification number;

(B) unique biometric data, such as fingerprint, voice print, retina or iris image, or other unique physical representation;

(C) unique electronic identification number, address, or routing code; or

(D) telecommunication identifying information or access device (as defined in section 1029(e));

(8) the term "personal identification card" means an identification document issued by a State or local government solely for the purpose of identification;

(9) the term "produce" includes alter, authenticate, or assemble;

(10) the term "transfer" includes selecting an identification document, false identification document, or document-making implement and placing or directing the placement of such identification document, false identification document, or document-making implement on an online location where it is available to others;

(11) the term "State" includes **any State of the United States**, the District of Columbia, the Commonwealth of Puerto Rico, and any other commonwealth, possession, or territory of the United States; and

(12) the term "**traffic**" means -

(A) to transport, transfer, or otherwise dispose of, to another, as consideration for anything of value; or

(B) to make or obtain control of with intent to so transport, transfer, or otherwise dispose of.

(e) This section does not prohibit any lawfully authorized investigative, protective, or intelligence activity of a law enforcement agency of the United States, a State, or a political subdivision of a State, or of an intelligence agency of the United States, or any activity authorized under chapter 224 of this title.

(f) Attempt and Conspiracy. - Any person who attempts or conspires to commit any offense under this section shall be subject to the same penalties as those prescribed for the offense, the commission of which was the object of the attempt or conspiracy.

(g) Forfeiture Procedures. - The forfeiture of property under this section, including any seizure and disposition of the property and any related judicial or administrative proceeding, shall be governed by the provisions of section 413 (other than subsection (d) of that section) of the Comprehensive Drug Abuse Prevention and Control Act of 1970 (21 U.S.C. 853).

(h) Forfeiture; Disposition. - In the circumstance in which any person is convicted of a violation of subsection (a), the court shall order, in addition to the penalty prescribed, the forfeiture and destruction or other disposition of all illicit authentication features, identification documents, document-making implements, or means of identification.

(i) Rule of Construction. - For purpose of subsection (a)(7), a single identification document or false identification document that contains 1 or more means of identification shall be construed to be 1 means of identification.

End of report

Douglas Vogt
Archive Index Systems, Inc.
Dated May 22, 2011