

October 18, 2013

Un-Sealed Affidavit of Douglas Vogt

Douglas Vogt is invoking 28 U.S.C. §1746, states that the matters stated herein are true under penalty of perjury:

1 This affidavit will cover five main individuals who came to our attention (Paul Irely and myself) over the past two years. The affidavit will present the evidence I have developed by examining forged Certificate of Live Birth (COLB) forms given to Dr. Jerome Corsi and Detective Mike Zullo of the Sheriffs office in Mariposa County Arizona who sent Paul and me copies of them to examine. The COLBs came from two individuals. One whose name is Miki Booth who lived in Hawaii but now lives in Oklahoma, approached Jerome Corsi directly to get into his confidence and gave him two of her families long form birth certificates. One had problems indicating forgery both had their certificate numbers off by 25 days.

2 The second person is Johanna Ah'nee who is a personal friend of Miki Booth when they both lived in Hawaii. I believe Johanna Ah'nee is the forger of the Obama COLB as well as other birth certificates created to cover-up the first mistake the principles made and that being the certificate number assigned to Barack Obama was out of sequence if it was registered with the Hawaiian Department of Health (HDOH) on August 8, 1961. I have already proved that in my open affidavit. I will also show that Johanna most likely knew Barack Obama II when they were both kids in Hawaii.

3 The third person of interest Kevin Davidson who we believe did the research for the principles in the conspiracy. This name may only be a pseudonym. He goes by the pen name of Dr. Conspiracy on his web page (obamaconspiracy.org).

4 The fourth person is Dr. Alvin Onaka, Registrar of the Hawaiian Department of Health. His registrar's stamp appears on all the forgeries we have received including the short form COLBs that we have acquired via the internet or by e-mail. He had to have known about the forged registrar stamps from the news and from a letter I wrote him.

5 The fifth person is Loretta Fuddy, the Director of the Hawaiian Department of Health. I was an accountant and I did an income analysis from her public disclosure statement. The analysis shows that her salary alone does not explain the amount she paid down on her mortgage during 2011.

Who did the Obama administration fear the most back in 2010

6 The reporter and investigator the Obama administration feared the most was Dr. Jerome Corsi. He had written a biography on the Democratic Presidential candidate John Kerry in 2004 called *Unfit for Command: Swift Boat Veterans Speak Out Against John Kerry*. That book was credited for damaging John Kerry's chances of winning the presidential election. The next book he wrote was about Senator Barack Obama in 2008 called *The Obama Nation: Leftist Politics and the Cult of Personality*. Both books were best sellers. The leftist in the Obama administration knew by mid 2010 that Dr. Corsi was researching another book on Obama. That book was entitled *Where's the Birth Certificate?* Its publication date was May of 2011 and it is most likely the main reason the Obama administration had to produce some kind of birth certificate so as to negate any disclosures that Dr. Corsi may make. They also coordinated the release of the forged birth certificate on Wednesday just before Navy Seal Team 6 went into Pakistan and killed Osama Ben Laden on Friday night. That way if anyone found problems of forgery with the PDF or the reporters copy, that news would be buried by the supposedly bigger story of the killing of Ben Laden—it worked. Now since I have established who the administration feared the most let us start the sequence of events.

Miki Booth and her spying and delivering two forged or altered COLBs.

7 World Net Daily (WND) is an internet newspaper that Dr. Corsi writes for. They were very active in reporting the findings of various researchers on Obama's birth certificate as well as other subjects. He even wrote several articles about Paul's and my research. WND sponsored a cruise going to the Eastern Caribbean for 7-days which sailed on September 19, 2010. They called the cruise *Tea Party at Sea* and WND had invited many conservative speakers to give lectures during the seven-day cruise. The publisher, owner and contributing writer is Joseph Farah and he was one of the speakers on the cruise. Another speaker was Dr. Jerome Corsi, one of their chief writers for WND. There was an Oklahoma Tea Party activist, Miki Booth who was formally from Hawaii, who went on the cruise with her husband to specifically meet Dr. Corsi so she could give him a packet she had prepared only for him. To quote from her book *Memoirs of a Community Organizer from Hawaii*, 2011:

"When I met Dr. Corsi, I handed him my binder containing copies of every Hawai'i birth certificate owned by members of the Booth family and research we'd done. We were thrilled to learn that he would have a new book out in early 2011 titled *Where's the Birth Certificate?* The title supports WorldNet-Daily's billboard campaign asking what millions of Americans want to know. Fred told Dr. Corsi to keep the binder and use anything he wanted from it." (pg. 58)

8 So what Dr. Corsi eventually did was give those copies to Paul and me to examine. My first interest was to get as many birth certificates that I could test for the accuracy of the certificate number and prove how it was arrived at. If enough of them were acquired it would prove whether Mr. Obama's certificate was out of sequence or not. I will be referring to Table 1 now so you can see what was discovered. In my open affidavit (p.10, Table 2,) I displayed 15 good COLBs that fit the legal explanation of when and how the certificate numbers are produced. Table 1 in this affidavit shows the birth certificates that were presented and out of sequence and do not follow the description in the Federal or State laws. The two COLBs Mrs. Booth gave Jerome

Corsi I have labeled Booth1 is for her husband Fredric Booth and Booth2 is for their son. Both are 25 days more than what they should be when calculated based on the average number of births per day up to the State Registrar acceptance and filing date. That was a red flag to me because I knew the principals in the forgery had to cover up their first mistake by producing COLBs with wrong certificate numbers for the purpose of throwing off investigators as to the importance of the sequential numbering.

Year	Certificate No.	Calculated Registration Date	Date of Birth	Date Doctor Signed	Reg. Date	Reg. No. difference	Name	Problem
1930	10259	12/12/1930	5/14/1930	Short form	5/27/1930	-15	cia DeCosta	Fraud number
1949	6982	6/30/1949	7/17/1949	7/19/1949	7/25/1949	7	21	Forged & fraud number
1960	15816	12/3/1960	12/27/1960	12/28/1960	12/28/1960			Fraud number
1961	9945	7/30/1961	8/23/1961	8/24/1961	8/24/1961			Forged & fraud number
1961	11060	8/24/1961	8/4/1961	Short form	8/10/1961		na Ah'nee	Fraud number
1961	10641	8/12/1961	8/4/1961	Short form	8/8/1961	1	Virginia Sunahara	Forged & fraud number
1961	10920	8/21/1961	8/4/1961	Short form	8/8/1961	21	Frank Obama	Forged & stolen number
1981	15124	11/2/1981	11/24/1981	11/26/1981	11/27/1981	-15	Waldelich	Fraud number
						25	h 2	Fraud number

Table 1. Troublesome certificate numbers which are out of sequence and or forged.

9 With further examination I also found that the certificate number on Booth1 was not produced by a normal Bates numbering machine. In my research we acquired six Bates numbering machines of that period. We were able to purchase machines with 6, 7, 8, and 11 numbers of wheels. I had never heard or found a 4 wheel Bates machine and why would the Department of Health have one anyway with over 14,500 births in 1949? It just did not make any sense. Figure 1 shows the Certificate number on Booth1 on the lower half. You can clearly see there are two different typefaces and two different baselines so that has to mean that two separate Bates machines created Booth1 COLB but that is not possible at the Department of Health. We know they used an eight wheel numbering machine.

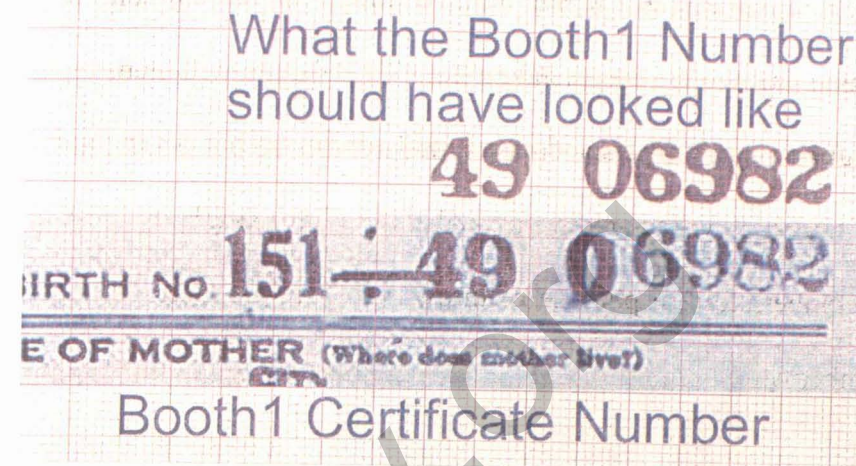


Figure 1. The certificate number on Booth1 showing two different type fonts for the certificate number.

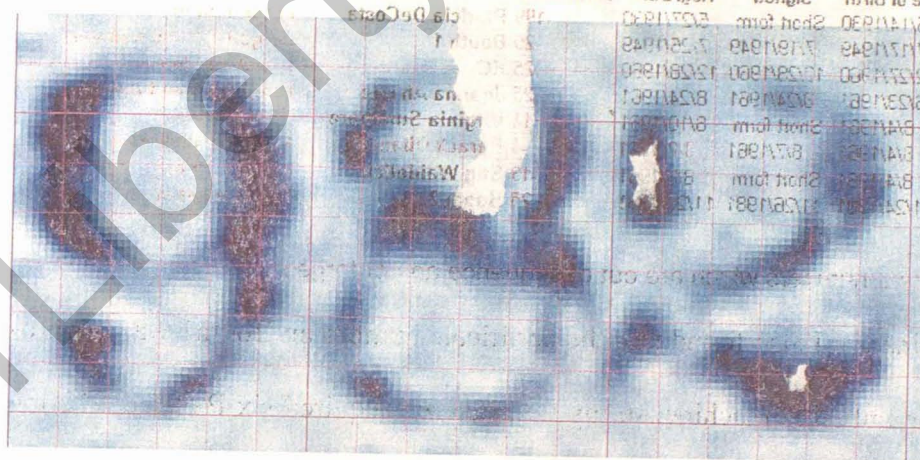



Figure 2. The numbers are overlapping and they should not be.

10 When I looked closer at the certificate number I noticed that the 8 and 2 looked too close. The numbers are on metal wheels that cannot touch or overlap. The proper Bates number spacing is 10.8 points and the grids displayed are set to that width. The top half of the Figure 1 shows the same number produced by our Bates numbering machine and what it should have looked like. There is normally about one point of space between the numbers. It looked like the 8 was not fully formed on the lower right because of bad ink coverage so I found and tried a number 8 from 1959, 1961 and 1964 year birth certificates that had an 8 in the number. I overlaid each one on the Booth1 8 and all three showed that the 2 was overlapping the 8. Figure 2 is an enlargement of the original 82. As you can see the bottom left of the 2 is over the line. Figure 3 shows

the overlaid 8 from the 1964 COLB which makes it clearer that the 8 and 2 are overlapping. This is a point of forgery and is the same mistake the forger did on her COLB as you will see later. It appears the forger took numbers from other COLBs and pasted this number up but got the number spacing slightly wrong.



- Figure 3. The number 8 from a 1964 Hawaiian COLB overlaid over the 8 on the Booth1 COLB. It appears the 8 and the 2 are overlapping which is impossible on a Bates numbering machine.

11 These two problems with the certificate number on Booth1 causes me to strongly believe that this certificate number is forged besides the number is also 25 days out of sequence.

12 This is only the beginning of the problems with this birth certificate. I have already explained the workings of a manual typewriter in the open affidavit. I am not printing private information of the Booth's COLBs because she published the Booth1 birth certificate in her book on pages 192. I saw some of the same problems I saw on the Obama Certificate namely irregular line spacing and word spacing. Figure 4 shows the top three lines with the six point grid. I lined up the grid using the lower case letters in Honolulu because I noticed that the "H" was bent to the left throughout the certificate, which is Ok. You can have bent type arms but all the letters on that arm will be bent to the left or right—they weren't. The line length of this 1949 form was 512 points or 7.15-inches. I was able to get the typewriter type on the first three lines to fit the 6-

point grid across the entire line. The leading was another story. I put the base line on the "Honolulu" in box 1 and the "Honolulu" below in box 1b was also on the baseline. Box 1c starts out correct but then starts to drop below the baseline a little. The right side of the form is a different story. In box 2a the "T.H." is on the baseline but the "Honolulu" is 2 point above it for no reason especially since the form line drops down half a point. In box 2c "Honolulu" is 3 points below the baseline as well as the address in box 2d.

1. PLACE OF BIRTH		2. USUAL RESIDENCE OF MOTHER (Where does mother live?)	
a. CITY AND COUNTY	Honolulu	a. STATE	T.H.
b. CITY OR TOWN (If outside corporate limits, give R.R. and give judicial district)	Honolulu	b. COUNTY	Honolulu
c. FULL NAME OF HOSPITAL OR INSTITUTION (If not in hospital or institution, give street address or location)	Kapiolani Mat. & Gyn. Hospital	c. CITY (If outside corporate limits, give RURAL and give judicial district)	Honolulu
		d. STREET ADDRESS (If rural, give location)	1929 Vancouver Drive

Figure 4. The first three lines of the form for Booth1.

3. CHILD'S NAME (Type or print)			
a. (First)	b. (Middle)	c. (Last)	
FREDERICK	NEWTON	BOOTH, II	
4. SEX	5a. THIS BIRTH	5b. IF TWIN OR TRIPLET (Which child born?)	5. DATE OF BIRTH (Month) (Day)
Male	SINGLE <input checked="" type="checkbox"/> TWIN <input type="checkbox"/> TRIPLET <input type="checkbox"/>	1ST <input type="checkbox"/> 2ND <input type="checkbox"/> 3RD <input type="checkbox"/>	July 17,
FATHER OF CHILD			
7. FULL NAME	a. (First)	b. (Middle)	c. (Last)
FRANCIS	NATHANIAL	BOOTH	
9. AGE (in years or less than 1 year)	10. BIRTHPLACE (District, county, state or foreign country)	11a. USUAL OCCUPATION	11b. KIND OF BUSINESS OR
30 YEARS	Honolulu, Oahu, T.H.	TELLER	BANK

Figure 5. Line spacing problems with Booth1 COLB.

13 On Figure 5 we see even worst line spacing problems. I set the grid to His first name in box 3a and the entire line sat on the baseline. You see the type fit the grid vertically also except for a few exceptions which I will cover in the section on letter spacing. The second third and fourth lines are all off the grid. Form box 4 the word "Male" is one point below the baseline. By box 6 the date is 2 points below the baseline. In boxes 7 and 8 the entire line is 1 point below the baseline. The text in boxes 9 and 10 are 2.5 points below the baseline.

12. FULL MAIDEN NAME a. (First) VIRGINIA		b. (Middle)	c. (Last) WHITE
14. AGE (at time of birth) 24 YEARS	15. BIRTHPLACE (country, county, state or foreign country) Washington, D.C.		16. CHILDREN PREVIOUSLY BORN TO THIS MOTHER a. How many OTHER children are now living? 1 b. How many OTHER children were born alive now dead? 0
17. INFORMANT'S FULL NAME Virginia White Booth		18. SIGNATURE <i>Virginia White Booth</i>	
18a. ADDRESS 831 South Hotel Street, Honolulu, T.H.		18b. DATE SIGNED 7/19/44	
18c. TIME OF BIRTH 8:00		18d. ATTENDANT AT BIRTH M.D. [X] MIDWIFE	

Figure 6. Line spacing problems with Booth1 COLB.

14 The Figure 6 shows the last four lines of type. The baseline was set on the name "VIRGINIA." The next line box 14 and 15 with the age and city are one point below the baseline. The next line box 17 is on the baseline and the last line box 18c is one point below the baseline. The time of birth of 8:00 and the address "831" both do not fit within the grid for some reason. The left-hand margins are inconsistent. The inconsistent line spacing is an indication of forgery because a manual typewriter will only measure out 12, 24 or 36 point line spacing unless the typist releases the platen and manually moves the carriage down line by line, but there would be no reason for them to do that.

Word Spacing problems

15 The Booth1 COLB was better than the Obama COLB in respects to the word spacing but it was not devoid of some glaring problems. Figure 7 shows the few words or numbers that did not fit the six-point grid. All are points of forgery.

2. USUAL RESIDENCE a. STATE T.H.	10. BIRTHPLACE (country, county, state or foreign country) Honolulu, Oahu, T.H.	12c. c. (Last) WHITE
18. ADDRESS 831 So	18c. TIME OF BIRTH 8:00	

Figure 7. Words or number that did not fit the grid.

16 In Boxes 2 and 10 the initials "T.H." did not fit the grid and were always too far to the left as well as the periods which should have been centered. The rest of the capital "T"s in the document were centered in the grid so there was no explanation why these two would not be. In box 12c the word "WHITE" was also too far to the left even though the other two words on the line both before and after it fit inside the grids. In the box that tells the time of birth the "8:00" was too far to the right even though the "a" in the same box was perfectly in the grid. In box 18c the "88" were spaced too far to the right even though the rest of the letters in the box were centered in the grid. All of these would indicate the birth certificate was put together letter by letter and not put down by a typewriter.

17 One of the problems showing the word spacing problem is the form was distorted for some reason. You will notice on Exhibit 1 that the left hand vertical line tilts 1.5 points to the left from the base. The line length varies over 2.5 points from the top line length to the bottom third of the form. This is why I displayed sections of the form only and set the grid to the lines on the left hand edge of that section. The only reasons we can explain this is if the copier the Booths used to copy this COLB had a distortion in it or the forger never squared off the form before placing the letters and words on the form.

Letter Spacing

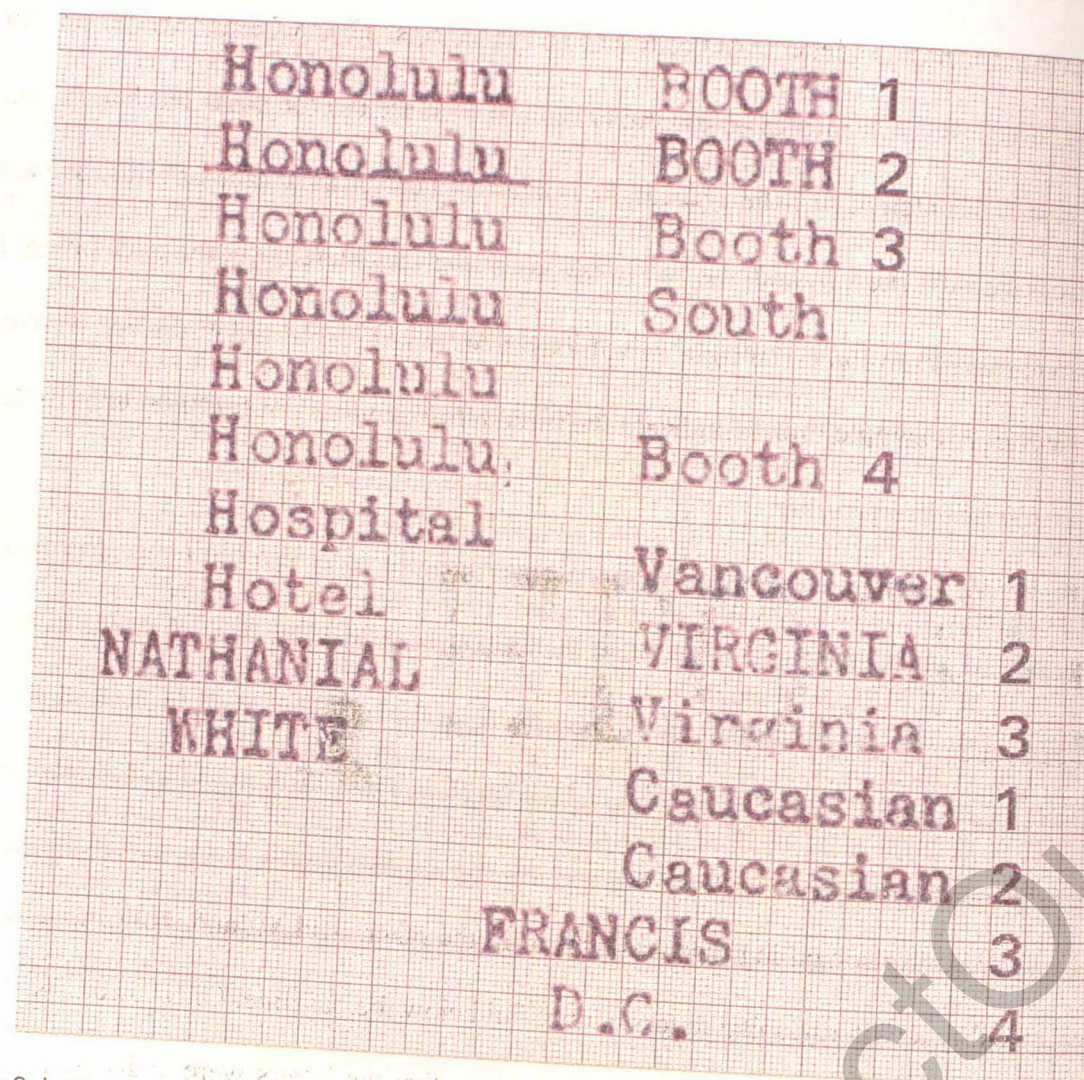


Figure 8. Letter Spacing problems on Booth1 COLB.

18 I found capital letters such as the "H", "C" and "V" were too far to the left in the grid but the lower case of those letters were not (Figure 8). Since both upper and lower case letters are on the same arm, it is impossible to have the upper case letter bent to the left and the lower case letter fit perfectly in the grid. I stacked up the words "Honolulu," "Hospital" and "Hotel" but I centered the "o" in the grid because the rest of the letters fit into the grid. As you can see all the Honolulu's have the same escapement and the "H" is too far to the left. The words "Nathaniel" and "White" and both capital "H" are centered. The lower case "h" in Washington and Oahu are

also centered in the grid. I did find a lower case "h" too far to the left in form box 18c in the word "South."

19 I also found multiple letter spacing for the capital letters "C," "V" and "BO." Of the four examples of the "C" shown in Figure 8, number one and two are too far to the left but examples three and four are centered. For the Capital "V" number one and three are about the same but number two centered. The "B" and "O" are also inconsistent. I centered the words on the Capital "B" for examples one, two and three and when I did that the "O" was too far to the right except for example two. In example four I centered the "o" and the capital "B" was too far to the left.




Figure 9. Two dropped-down capital letters "TH."

20 Figure 9 shows something that was proved in the other affidavit and that cannot happen on a mechanical typewriter. Capital letters cannot fall below the baseline. Only lower case letters can appear below the baseline not caps. Besides seeing that the letters were badly pasted up so the "B" and the "H" are too far to the left the forger pasted the "TH" below the baseline.

21 My opinion is that whole words and individual letters were taken from multiple birth certificates then the letters were hand placed on the line using Adobe Photoshop. This is the same thing we found on the Obama COLB.

The Problem with Punctuations

22 The problem does not stop with bent and missplaced letters. The periods are in different locations which they cannot be. Figure 10 show six cases where the periods are placed in differ-

ent locations. The first two periods are too far to the right and are obviously a past-up job cause no typewriter places a period that far to the right. The second example down looks like was just copied from the first one. The third one down shows the period is closer to the center where it should be. The last three looks like they came from yet another typewriter. These examples are a good indication the type was pasted up and was not produced by a standard typewriter and is a definite point of forgery.



Figure 10. Inconsistent placement of periods.

23 Miki Booth knew the forger from Hawaii because she mentions her indirectly (not by name) in her book on pages 336, she writes "that a friend sent me this one. The friend whose daughter was born at Tripler Army Hospital reported it took seven days and cost \$10.00." The friend is Johanna and it was her son's birth certificate on page 191. A lot of the fields are blocked out in her book (p. 191) but I got a chance to scan the original which was given to Jerome Corsi. On page 338 when she again states "A friend of mine filled out the appropriate state form and received back a 'certificate of Live Birth' as shown" (p. 191 in her book).

24 The other proof that she knows the forger is stated in her book on page 356. I will have to explain it first. On Alvin Onaka's Registrar's stamp there was some markings under the Capital script letter "A" in Alvin. In 2011 it was known as a smiley face (Figure 11) and no one knew it was anything else. I had not figured out the forgers name until early 2012 and did not know it was a letter until then. The following quote is from Miki Booth's book on page 356.

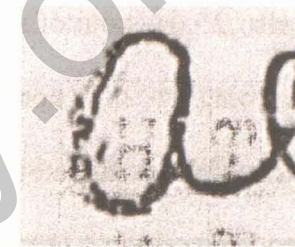


Figure 11. The Alvin Onaka stamp with a script "E" under the "A".

25 "The next thing I looked at closely was Alvin Onaka's stamp because if he certified it and it wasn't real then he would be in a world of hurt. And that's when a cold chill ran over me. There was a misspelling in the stamp. Either Onaka for some reason used a defective stamp or he didn't, then he was either part of the fraud, or a forger had a defective stamp and used it. Or did the forger digitally alter the stamp to protect Onaka? The whole thing gave me the creeps. But nothing was more shocking and left me with such a feeling of disgust than the blatant, obnoxiously taunting "signature" of the forger—a "happy face" drawn into the "A" of Alvin T. Onaka's signature. I knew the Hawaii Department of Health was engaging in a cover-up, but it wasn't until that very moment that I realized just how dangerous and committed Obama's enablers were and how far they would go to protect him. Worse, they felt untouchable and flaunted it in our faces."

26 Miki Booth is confessing she knows about the conspiracy and who the forger is. For her to know it was a "signature" she first had to recognize that the "happy face" was actually a script "E" under the "A" and that she knew the spelling of the forgers' name. She has told us several

important things that Paul and I had already concluded after collecting all the evidence, the first being the name of the forger; the second being that the forger had to make some kind of the registrar's stamp to give Onaka plausible deniability and the third is the DOH is involved in the multiple forgeries.

27 Regarding the other Booth COLB which I call Booth2, there was nothing wrong other than the certificate number was also 25 days out of sequence. The line and word spacing was just fine. All the letters fit the six-point grid both horizontally and vertically on the form. I could not detect any misplacement of the certificate number like I did with Booth1. **The expert who did the research for the information on the Obama forgery.**

28 Let us say you are in a conspiracy to destroy the country from within and your group has been working on this project for over 40 years. You have the perfect front man who you created and also invested decades creating his credentials and history. One problem, the man to you and he was not born in the United States and therefore has no birth certificate from Hawaii. You know you are going to have to bribe the officials at the Hawaiian Department of Health (HDOH) to insert a forged birth certificate into their official records. Next you are going to have to arrange someone to do the forgery and that person must be someone you can trust. You can't exactly put an ad in the paper for a forger. Then you have to get your forgery into the HDOH records and get them to certify it.

29 The first step in creating a forgery is the research. You have to find someone to research all the information that will go in each form box on the 1961 form. You would try to find someone who had experience at a state Department of Health or at the Department of Vital Statistics. The short form birth certificate was no problem creating because it was only keying in a few database fields and printing out an abstract. They knew eventually they would have to produce a long form COLB for the public. The main problem was that everyone that had first hand knowledge

of the birth was dead. His mother and father were dead. His grandfather and grandmother were also dead and Mr. Obama only could remember a few things and it was not about a fictional birth in Hawaii. The end result was that a researcher had to be found to collect all the information for the birth certificate.

30 Now we come to a very interesting web site called obamaconspiracy.org. That web site was created in December 2008, just after the election. The person who runs it goes by the pen name of Dr. Conspiracy but I think his real name is Kevin Davidson because on his web site sometime in 2012 he identified himself. He has a very interesting professional background which he proudly states on his web site:

"Dr. Conspiracy spent his career working in and for local, state and federal government agencies, primarily dealing with health care and vital records data systems. He designed and implemented his first electronic birth certificate printing system in 1977 and has since served on the National Association for Public Health Statistics and Information Systems (NAPHSIS) Fraud Prevention Committee.¹"

31 In an article he wrote on his web site on July 29, 2013 entitled "How Obama's birth certificate could have been faked" he gives a longer list of his credentials:

I've been around vital statistics since 1977 when I worked with a vital statistics office in Greenville County, South Carolina, that issued birth certificates and I wrote computer software that printed them. More recently, I served for two years on the National Association for Public Information Statistics and Information Systems (NAPHSIS) Fraud Prevention Committee, and participated in numerous conference calls on fraud prevention, and attended national presentations on vital records fraud and identity theft. I've looked over the shoulders of vital records staffers as they process births. I have discussed security features with representatives from the American Banknote Company, and I have had conversations at the state and local level with registrars on security and fraud issues. I have been inside the secure vaults where actual birth certificates are stored. I know the controls on vital records systems to prevent fraud. I know what a "six pack" is. I am also familiar with the Inspector General's report on Vital Records fraud. Even today I still do a little occasional contract work on state vital records systems. I con-

¹ <http://www.obamaconspiracy.org/visitor-guide/about-dr-conspiracy/>

sider myself much more expert in the field than the average person and certainly more than any birther.²

32 He also indicates that he had been involved with the birth certificate since the summer of 2008. That is when Obama's short form birth certificate was released so he has been involved from the very beginning. What first got my interest in his activities were his published excuses to answer anyone who questioned the Obama Birth certificate. It did not matter if his explanation was real or made any sense. It was as if every challenge to Obama's birth certificate had to be answered whether it was true or not. His web site became nothing more than the propaganda wing of the Obama administration. To give you an example all he could muster in that same article about us was the following:

All this stuff about typewriters from Irey, about scanners from Vogt, about Onaka's smiley face, about race codes from Crosby, about Smith's foot-print inked certificate, about PDF layers from Zullo's "experts" and all the rest of the ignorant speculation from the birthers is so much horse manure.

33 After looking at his articles and other obots (stands for "Obama Robots") who posted comments on his web site, it was obvious to me, that his web site was part of the disinformation program orchestrated by the White House through Jim Johnson a supporter of Obama and former head of Fannie Mae.³ Over the years his web site has demonstrated a close working relationship with other obot web sites, answering and ridiculing anyone or group who dared to challenge the authenticity of Mr. Obama's birth certificate.

34 In his article of July 29th he does agree with my findings on when and how the certificate number (the State File Number) is applied to the birth certificates. As you can see even he knows

² www.obamaconspiracy.org/2013/07/how-obamas-birth-certificate-could-have-been-faked/

³ World Net Daily article by Jerome Corse, "Top Anti-'Birther' Confirmed to be Ex-Fannie Mae Chief" July 31, 2011.

what is meant by the legal definition of "File, Filing, and Registration" which is done all at the same time and date.

"Now certificates are **automatically numbered** and insertions are logged and time-stamped, ..."

"Once inserted into the work flow at the State Department of Health, the certificate would have been registered, **numbered, filed** and reported to the newspapers just like certificates for all the rest born that month."

35 I examined his web site from the directory and found he created an example of an Obama COLB (Exhibit 2) in the August 2009 directory (Figure 12). Those files were later modified in April 2010 for some reason.









	kenya-bc-150x150.jpg	02-Aug-2009 11:59	8k
	kenya-bc-300x225.jpg	02-Aug-2009 11:59	24k
	kenya-bc.jpg	02-Aug-2009 11:59	432k
	obama long form reconstru...	24-Apr-2010 17:41	12k
	obama long form reconstru...	24-Apr-2010 17:41	36k
	obama long form reconstru...	24-Apr-2010 17:41	4k
	obama long form reconstru...	24-Apr-2010 18:10	176k
	only-cook.jpg	12-Aug-2009 10:01	4k

Figure 12. Directory structure of obamaconspiracy.org showing the file name for his reconstructed COLB.

36 The first question is: Why create a sample or what he called a Reconstruction COLB back in August 2009 long before Dr. Corsi was thinking of writing a book? There was very little pressure on the administration to create a long form COLB. Modifying the files in April 2010 does make some sense because the administration may have gotten confidential information that Dr. Corsi was starting to do the research for a book on the birth certificate. But the one thing that really got me curious was in form box 9 and 10. Box 9 (Figure 13) was for race of the father and he typed "African" which is wrong. That is a geographic designation and the US Department of Health classification should be Negro, Black or Afro-American.

37 Box 10 as seen on **Exhibit 2** is much more clear cut and in my opinion points to only one conclusion. If you are creating a sample birth certificate there is no real reason to have any of the information correct. After all you are just making a mockup. In box 10 (**Figure 13**) for "Age of Father" he types "24 ?". This could only mean one thing and that is he was doing research for the information that would eventually go in each form box on Obama's COLB and he just did not yet know what the age of the father was. I can find no other reason why he would put a question mark after 24 the age of the father. On the finished COLB most of the field boxes on Obama's COLB matched what he put down on his reconstruction. He got the age of the father wrong on his reconstruction and the finished Obama forgery. The father was actually born 1912 not 1936 and was 27 not 25-years old as I proved in the public affidavit (pg. 29 paragraph 4 Exhibits 13 and 14). What he did not know was that Obama Sr. lied on his application to Harvard and put down 1936 so he could enter as a foreign student.

10. Age of Father 24 ?	9. Race of Father African
13. Full Maiden Name	12b. Kind of Business or Industry

Figure 13. Form boxes 9 and 10 containing incorrect information.

38 Another unusual item to me that stood out was something about the certificate number used on his reconstruction. **Figure 14** is the Nordyke twins bates numbers 0 and 6 were above the baseline like Obama's 10641. Mrs. Nordyke's newspaper article came out June 28, 2009. Dr. Conspiracy did his mockup in August 2009 but the numbers on the Nordyke COLBs were not very clear until I cleaned up the image and sharpened it. So the question is: How did he know the certificate number 10641 would have the 0 and 6 above the baseline? **Figure 15** is the number on his reconstructed COLB. After all, up to that date Obama's long form COLB had not been seen by anyone other than the Hawaiian Department of Health. Is it possible that he got a copy of

someone's COLB that had number 10641 and he copied it exactly as he saw it. There is no reason to display the numbers like this on a mockup unless you are copying something you have?

61 10637 61 10638 61 10641

Figure 14. The three certificate numbers all with the raised "06" above the baseline. Mr. Obama's Certificate is 10641.

DEPARTMENT OF HEALTH

61 10641

1c. Last Name

Figure 15. The Certificate number Dr. Conspiracy put on his reconstruction (mockup) of Obama's COLB. I placed the black baseline in to show the elevated "06."

39 To this day the obamaconspiracy.org web site is still very active in disseminating disinformation for the Obama administration. One of the conclusions I came to was that this person has a lot of skin in the game and has to continue to defend it to protect himself.

Orly Taitz, Paul Irey and my Trip to Hawaii in August 2011.

40 The California attorney Mrs. Orly Taitz had a case before a Federal judge in Washington D.C. She had a subpoena from the court to force the Hawaii Department of Health to produce the original Obama COLB. Paul and I were there as Orly's experts who would examine the certificate if there was one and if we were allowed—we never got to see it. Mrs. Taitz flew into Honolulu on August 7, 2011 at 10:30 p.m. She was met at the car rental place by John Carroll, a local attorney and Johanna Ah'nee, the friend of Miki Booth. Miki Booth was a supporter of Orly Taitz at the time and she recommended Johanna Ah'nee to Mrs. Taitz. Johanna offered Orly to drive her around town and she also asked what Orly's itinerary was while in Hawaii. Johanna also told Orly that she would help her with her case. Orly felt uneasy about her questions and

decided not to take her up on her offer and rented the car herself.⁴ Johanna had also offered to drive us around but when we called she couldn't make it. I believe that Johanna's offer was merely so she could spy on Mrs. Taitz.

Jerome Corsi's Book Promotion to Hawaii.

41 Dr. Corsi's book *Where's the Birth Certificate?* was released in the beginning of May 2011, just a few weeks after Mr. Obama released his forged COLB. Miki Booth had already made friends with Dr. Corsi for over seven months and she had gotten into his confidence. She told him her friend Johanna would like to help him collect more birth certificates for his study which was really for us to study. He met Johanna at his hotel during his trip to Hawaii in May 2011. She handed him her long form birth certificate and her sons (the one Miki Booth pictured in her book and mentioned as a daughter). Paul and I later got a high resolution scanned copy of both documents. In 2012 I had a chance to examine the originals of both documents when I went to Sheriff Joseph Arpaio's office in Phoenix. Both certificates had the embossed Department of Health round seal on it and the registrar's embossed stamp. I was again asked to examine them. The following is our results, which also identified who the forger of Mr. Obama's COLB was. Our results shocked Jerome Corsi and Mike Zullo because they had no idea they could be fooled by the parties involved.

The Forger of Barack Obama's Birth Certificate

42 Forgeries have been a part of society for many hundreds of years. In the eighteenth, nineteenth and the early part of the twentieth century forgers were also artists that forged currency as well as rare postage stamps, paintings and anything else of value. With the advent of computer technology and graphics programs there was less art involved and more technical computer

⁴ Ms. Orly Taitz has given me a sign notarized affidavit dated May 21, 2013 describing the circumstances of the meeting and how Johanna (pseudonym) was referred to her.

skills. The one thing all forgers have in common is they insist on making some mark or alter some small thing so as to prove they did the forgery. It's a matter of pride. It's like an artist signing their painting—they can't help themselves. Their ego forces them to put some mark on their "great" work.

43 The Obama Certificate of Live Birth forgery is the greatest and most outrageous forgery in history because it let a foreign Muslim Communist agent become the leader of a nation so as to destroy it from within. Ask yourself if you created the greatest fraud in history wouldn't you "sign it"? Of course you would and so did the forger.

44 After examining the evidence of both Johanna's and Obama's COLB I believe Paul and I have identified who the forger is because of all the similarities found in both and the forger signed Obama's COLB just to make sure there was no doubt. That is how bold and confident she was in creating this forgery.

The Certificate Number

45 The first major error I found was again the certificate number. It was also out of sequence by 25 days. Figure 16 shows the certificate number from our Bates numbering machine on top and the certificate number from her COLB on the bottom. The figure shows the 10.8 point grid with both numbers aligned on it. You can clearly see that the bottom certificate number shows the number 4 was placed too far to the left and is overlapping the 9. The 5 is also a little too far to the left. This is impossible with a Bates numbering machine because it is impossible to have the numbers touch or overlap because they are on metal wheels. The top number is what it should look like because it was produced by a Bates numbering machine of that period. The placement of the number 4 and 5 indicate that the certificate number was a paste-up job and is a forgery. I do not have to go further than this certificate number to prove this COLB is a forgery but I will because there is so much more. Exhibit 3 are copies of the front and back of Johanna's

System of:

Short-form birth certificate acquired on April 13, 2011 with the forged number that clearly shows the Hawaiian Department of Health (HDOH) seal on it as well as on page two the registrar's stamp and registrar's stamp. This again proves there is a working relationship between the forger and someone at the HDOH who gave her the incorrect certificate number.

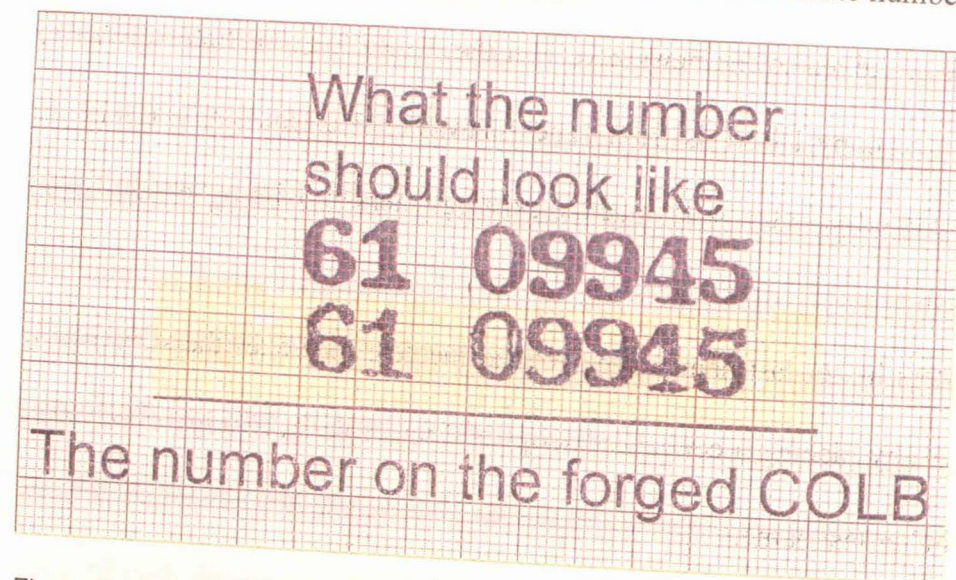


Figure 16. The certificate number showing the misplaced number 4 and 5.

46 At first Jerome Corsi and Mike Zullo from the Arizona Sheriff's office were fooled by the out of sequence certificate numbers but they finally realized I was right by the end of 2011. Remember the only reason the forger and others created these forged or modified short and long birth certificates is because of the very first mistake they made and that was choosing the registrar's acceptance date of August 8 instead of August 11. They got themselves in deeper because they had to produce more forged COLBs with wrong birth certificate numbers to try to fool investigators like Jerome Corsi and the sheriff's office. Unfortunately for them someone did do the research and read the laws and was able to tear through the ocean of lies and ignorance and discovered the truth.

How her name appears on Obama's COLB

47 It's all a play on her maiden name, Ah'nee. The registrar's stamp is a metal embossed stamp where the inked type is recessed on the paper. Metal stamps do not have errors on them

because they are proofed before they are mailed out to the customer especially if the company knows it is going to be used on legal documents millions of times. The embossed registrar stamp is in lieu of the Registrar's hand signature on the document.

48 The following is how I believe she put her name onto Obama's forged COLB. The screen shots are from the photocopy given to the news people at the April 27, 2011 8:48 a.m. White House news conference. The copy I have is from 12newsnow.com scan done at 300 dpi. The technique used by her was to either alter or damage the existing letters to point to her authorship by spelling out her last name.

49 There are five letters in her last name. The "A" and the "E". She takes the signature of "Alvin" and alters the "A" by placing a condensed script "E" under the "A" (Figure 17). That takes care of two letters in her last name.




Figure 17. The damaged A with a script E under it.




Figure 18. the "n" with a line across it.

50 The "n" comes from the "n" in Alvin's first name. You will notice that there is a small line across the two humps that make up the "n" (Figure 18). These errors do not show up on any other Onaka's registrar stamps real or forged, only on Obama's. Figures 19 and 20 show two registrar stamps applied to two other COLBs just 41 and 14 days before it was supposedly applied to Mr. Obama's COLB but shows no abnormalities what so ever.




Figure 19. Same registrar stamp used 41 days before Obama's stamp.

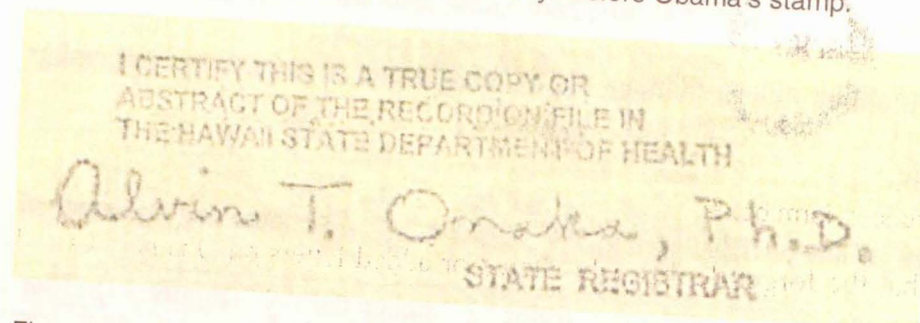


Figure 20. The same registrar's stamp used April 13, 2011 only 14 days before Obama's COLB but with no errors on it.

The "H"

51 The "H" was created by damaging the "H" in "THE" (Figure 21) on the second line of the registrar's stamp. The same stamps shown above do not show any such damage or difference in color density compared to the Obama registrar stamps shown below. On the White House PDF copy shown on the right below, the "H" looks like an "X" because of the computer compression the forger did to degrade the type quality to be shown to the public. This was done to try to cover up any type placement and other errors the forger inadvertently inserted into the document.

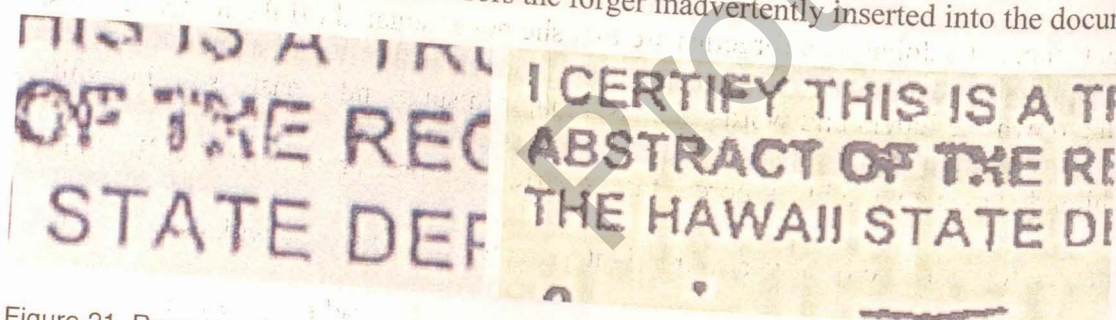


Figure 21. Reporters Copy

Copy from White House PDF.

The Last "e."

52 We now have almost all the letter to her last name but the second "e" (Figure 22). There were no more "E's" to use in the registrar's stamp so she goes to form box 2 and rotates the "e" in "Male" 6.7-degrees. The picture below shows the rotated "e." All the other lower case "e" are normal. Letters cannot be rotated on a manual typewriter it is an obvious point of forgery.




Figure 22. Rotated "e" 6.7° found in form box 2.

53 My conclusion is that the forger deliberately altered or added letters on Obama's COLB to spell out her entire last name. In essence she was signing her great work.

Typewriter Evidence

Not squaring off the form before starting the forgery.

54 We had discovered the same type of typewriter problems such as line spacing, letter spacing, multiple typefaces and word spacing on Johanna's COLB as we did on Obama's COLB. I will go through each one separately. The COLB was slightly reduced in size so I resized it to the original form size as I did with the other COLBs.

55 The original form that came from the printer in 1961 was a squared off form. The problem with the Obama and Johanna's forgeries are that she never squared off the forms before she started putting down the letters and words. This is a major mistake and is easily seen in Exhibits 4 and 5. Exhibit 4 shows a wide black border that is perfectly square around her COLB. You can easily see that the top left side is curved to the right about three points. You will also notice most of the type fits the grid because the grid was set to the right edge. When we straighten out the form to its correct square shape as seen in Exhibit 5, none of the type on the left side below box

2, fits the grid. The first 4 lines the type seems to fit the six-point grid but as we look down the distortion becomes greater to as much as 3 points in the lower left of the form. The ing with a squared off form is so basic that this error is on the same par as the forged certificate number. This is a point of forgery.

Letter Spacing Problems

56 A typewriter will place letters in exactly the same location every time even if a bent it will still always place the key in exactly the same place. The following letter pairs shown in Figures 23, 24 and 25 indicate variations in the letter spacing which should not exist if typed by a typewriter. This is the same problem we found on Obama's COLB indicating that forger did not know about a grid and the basic workings of a typewriter.



Figure 23. Variations in letter pairs.

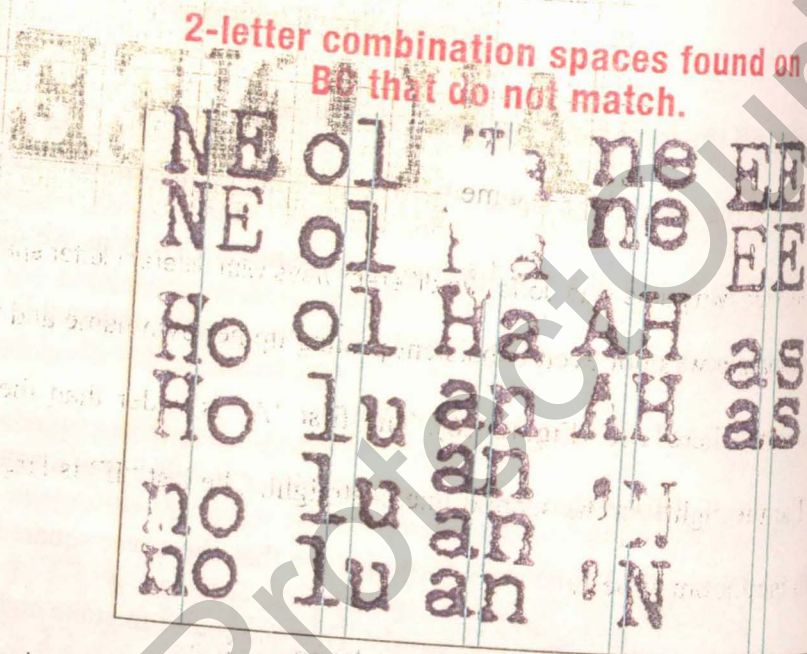


Figure 24. Additional two letter combinations that do not match up.

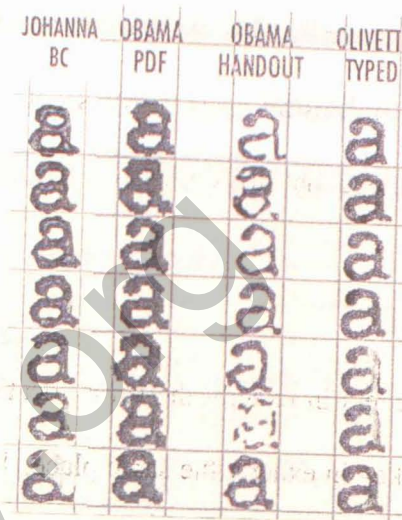


Figure 25. Same random letter placement on Johanna's COLB as Obama's.

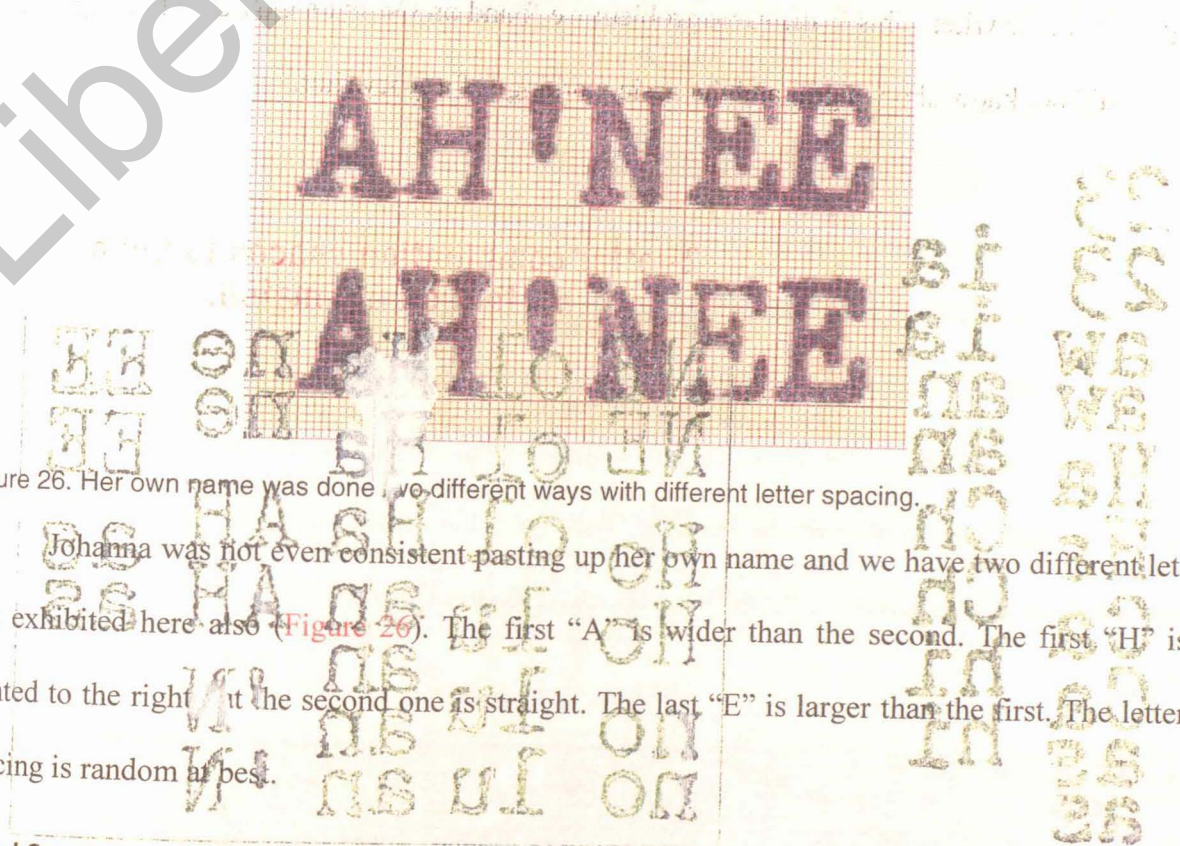


Figure 26. Her own name was done two different ways with different letter spacing.

57 Johanna was not even consistent pasting up her own name and we have two different letters exhibited here also (Figure 26). The first "A" is wider than the second. The first "H" is slanted to the right but the second one is straight. The last "E" is larger than the first. The letter spacing is random at best.

Word Spacing and line spacing on the Johanna COLB

58 In order to check the word spacing on Johanna's COLB I had to first straighten out the typewriter lines because the first line (form box 1a) was tilted .35-degrees counter clockwise. After I corrected for that I aligned the 6 point grid to the first line of type, which was her name as seen in Figure 27. The problem was that all the lines below there were a point or more below the

baseline. The word spacing was generally OK except line 2 and the first part of the "Kapiolani" but the rest of the line fit the grid.

1a. Child's First Name (Type or print)		1b. Middle Name	
JOHANNA		SOLANGE SIERRA	
2. Sex	3. This Birth	4. If Twin or Triplet, Was Child Born	5a. Birth Date
Female	Single <input checked="" type="checkbox"/> Twin <input type="checkbox"/> Triplet <input type="checkbox"/>	1st <input type="checkbox"/> 2nd <input type="checkbox"/> 3rd <input type="checkbox"/>	
6a. Place of Birth: City, Town or Rural Location			
Honolulu			
6b. Name of Hospital or Institution (If not in hospital or institution, give street address)			
Kapiolani Maternity & Gynecological Hospital			
7a. Usual Residence of Mother: City, Town or Rural Location		7b. Island	
Honolulu		Oahu	
7c. Street Address			
623 A Kunawai Lane			

Figure 27. The first six lines on the left side on her COLB.

59 You can see from the first six lines of the form that when the six point grid was set on the first line we immediately have a problem. Starting on line 2 the word "Female" and "Kapiolani" in form box 6c further to the right. In box 5a the August is 2 points below the baseline though "Female" was almost on the baseline. The rest of the lines are at least one point below baseline. You will notice that generally the letters vertically line up on the grid using the first of type.

8. Full Name of Father	9. Race of Father
JAMES KAOUH	NEE
10. Age of Father	11. Birthplace (Island, State or Foreign Country)
29	Honolulu, Oahu
12. Full Maiden Name of Mother	13. Usual Occupation
THERESA PUUKAWA	Chief Reefer
14. Age of Mother	15. Birthplace (Island, State or Foreign Country)
36	Honolulu, Oahu
16. Type of Occupation Outside Home	
None	

Figure 28. The next four form lines showing the line spacing and word spacing problems.

60 I had set my grid to the left hand margin. By the time we get to form boxes 10 to 17 (Figure 28) the type starts to shift to the left 1 point. This was because the forger did not square off the form she got before she started putting the type down. The distortion becomes more evident at the bottom of the form. Exhibits 4 and 5 show the COLB with a squared grid set to the right side of the form.

61 Shown in Figure 29 is when I adjusted the baseline of the type to the second form line, the date in box 5a, then the lines fell on the two pica grid up until the last line, form box 14, where the distortion was the greatest and it was one point below the baseline. The words on the right side were still one point farther to the left than they should have been. It was obvious that the form was forged because of so many word and line spacing problems with her COLB.

Month		Day	Year	5b. Hour
August		23	1961	12:37 AM
6b. Island				
Oahu				
6c. Is Place of Birth Inside City or Town Limits?				
If no, give judicial district				
Yes <input checked="" type="checkbox"/> No <input type="checkbox"/>				
7c. County and State or Foreign Country				
Honolulu, Hawaii				
7e. Is Residence Inside City or Town Limits?				
If no, give judicial district				
Yes <input checked="" type="checkbox"/> No <input type="checkbox"/>				
7g. Is Residence on a Farm or Plantation?				
Yes <input type="checkbox"/> No <input checked="" type="checkbox"/>				
9. Race of Father				
Hawn-Caucasian-Chinese				
12b. Kind of Business or Industry				
Steamship Company				
14. Race of Mother				
Hawn-Caucasian-Korean				

Figure 29. Right hand side of Johanna's COLB with setting the baseline to the second typewriter line.

ROUTING AND TRANSMITTAL SLIP		Date
(Name, office symbol, room number, building, Agency/Post)		Initials
File	Note and Return	Date
For Clearance	Per Conversation	
For Correction	Prepare Reply	
For Your Information	See Me	
Investigate	Signature	
Justify		

Use this form as a RECORD of approvals, concurrences, disapprovals, clearances, and similar actions.

Name, org. symbol, Agency/Post

Room No.—Bldg.

Phone No.

OPTIONAL FORM 41 (Rev. 7-76)

Prescribed by GSA

FPMR (41 CFR) 101-11.206

1075-0-201-447 3354

62 Figure 30 shows a part of Exhibit 4 and 5 overlaid so you can clearly see how much distortion there is and how it through off the letters fitting the grid after the form was squared.

Figure 30. The gray image is the overlay from the unadjusted form. After it was correctly sized the shifts to as much as 3 points on the bottom line.

Typewriter baselines that do not follow the lines on the form.

63 The typewriter lines are straight but the beginning of the form on the left side is curved up. The type should also follow the direction of the lines on the paper but it does not. Figure 31 shows lines 6c, 8, 10, and 13 do not follow the curve of the paper as it should. What this proves is that the typewriter type was pasted up on a blank form that had the curve on it before hand and the forger never straightened out the form before she put down the letters. Figure 31a-d are enlargements of four of the letters in question. You will see that letters in 31a, 31b and 31d those letters slope down where as the form lines start to slop up showing the type does not follow the curve of the paper, which is an obvious point of forgery.

Figure 31. Examples of typewriter baselines that do not match the curve of the form lines.

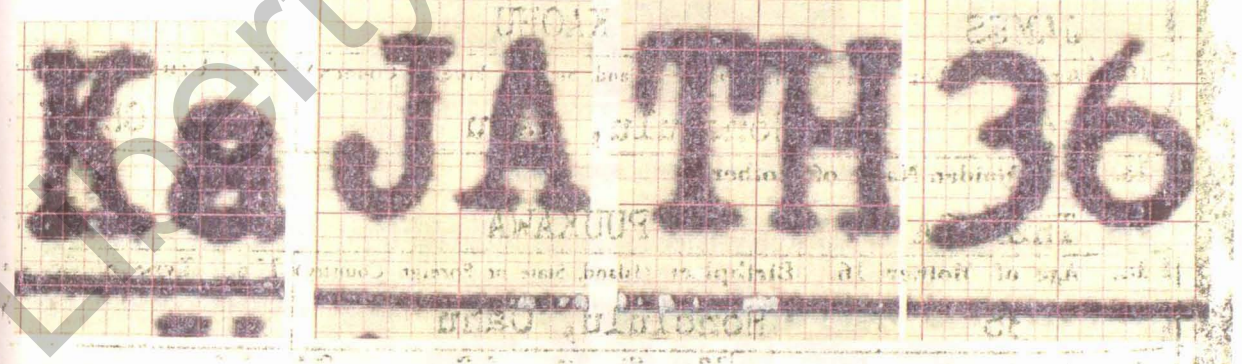


Figure 31a

Figure 31b

Figure 31c

Figure 31d

Comparing whole words

64 There has been some comment by a typewriter repairman that a worn-out typewriter would cause letters to be haphazardly placed on the paper each time—of course he never proved his statement. In other words an “a” could be placed in multiple places within the grid. We will now prove this is not the case with this forgery or Obama’s. We do not see how that could happen but to answer whether this form was typed on such a typewriter I compared words that appeared multiple times on the form to see if the letters did change position. As you can clearly see in Figure 32 they did not therefore the letter spacing problems presented earlier are caused only by the forger placing individual letters on the form. In the examples shown the words Oahu and two of the Honolulu were copied in whole to the COLB. You will notice that the second and

third Honolulu's down have slanted "H" and the other two do not but the rest of the lower case letters fit the grid perfectly.

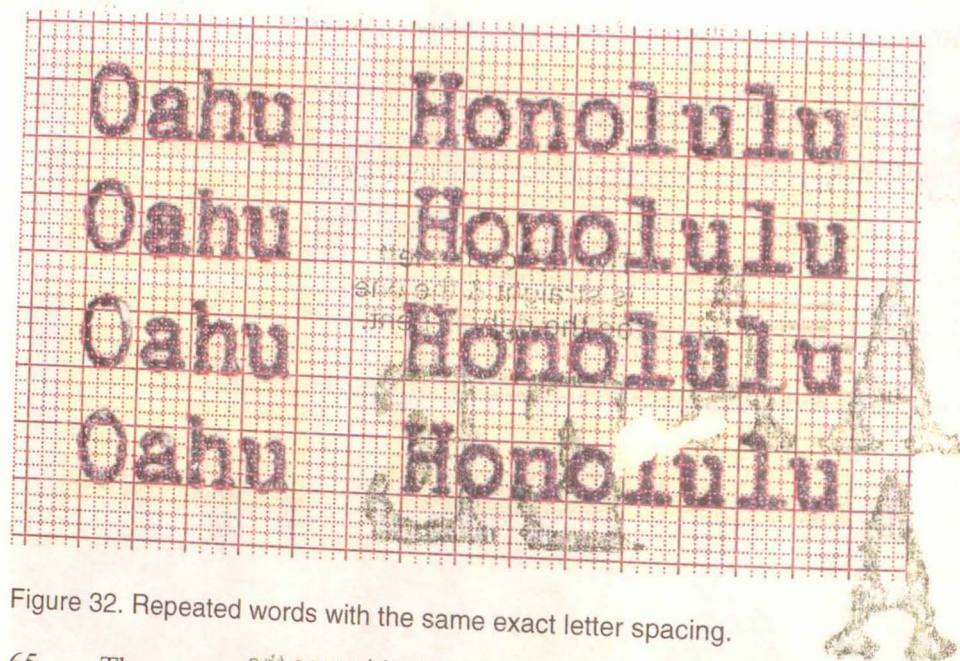


Figure 32. Repeated words with the same exact letter spacing.

65 The reason lines 2 and 3 of the Honolulu's are different from lines 1 and 4 is because they came from different forms with a different bent "H" another impossibility for a typed form.

The Registrar's Date Stamps

66 Johanna's and Obama's COLBs have another item that is similar. The registrar acceptance date stamps are both at the same slope angle (Figure 33).



Figure 33. The local ad State Registrar's date stamps at the same angle on both COLBs.


67 I did an overlay of both COLBs. The lighter image is Johanna's. I then shifted the two images over themselves to compare the angle and it was the same. These date stamps are hand placed rubber stamps and it is very unlikely that both stamps would be placed at the exact same angle on two separate forms.

Multiple typefaces

68 A typed form will only have one typeface from one typewriter. If you find more than one typeface for the same letter on the same form, you have a forgery. Just like Obama's COLB we found multiple typefaces for the same letter on Johanna's. Figure 34 shows some letters were the same ones found on Obama's COLB which ties the forger to both forgeries.

To the right is a cap "A" marked as green that is much wider and shorter than the "A" marked in pink.

The "E" on the left is straight & the one on the right is bent.



The "F" on the left is straight & the one on the right is bent.

The "f" on the left is straight & the one on the right is bent.

The "H" on the left is straight & the one on the right is bent.

In this case the letter "i" on the left is larger.



Here the letter "K" on the right is larger.

The "p" on the left is straight and the one on the right is bent.

The "R" on the left is bent & the one on the right is straight.



Figure 34. Nine letters with two different typefaces on the same form.

69 It is well established in typewriter forensics that no two typewriters are exactly the same because the long arms of the type bars that hold the letters are easily bent. Bending would frequently happen when a fast typist would get two keys stuck together before they hit the paper. They would then have to be separated by hand and that is when the type arms could be bent. On

Johanna's COLB is found six letters that have both a straight letter and a bent one tilted to the right. This is impossible on a legitimately typed document. Figure 33 also shows different for the letters "A", "K" and "p" which is also impossible on a legitimate document. Figure 34 is a close-up of the letter "f."

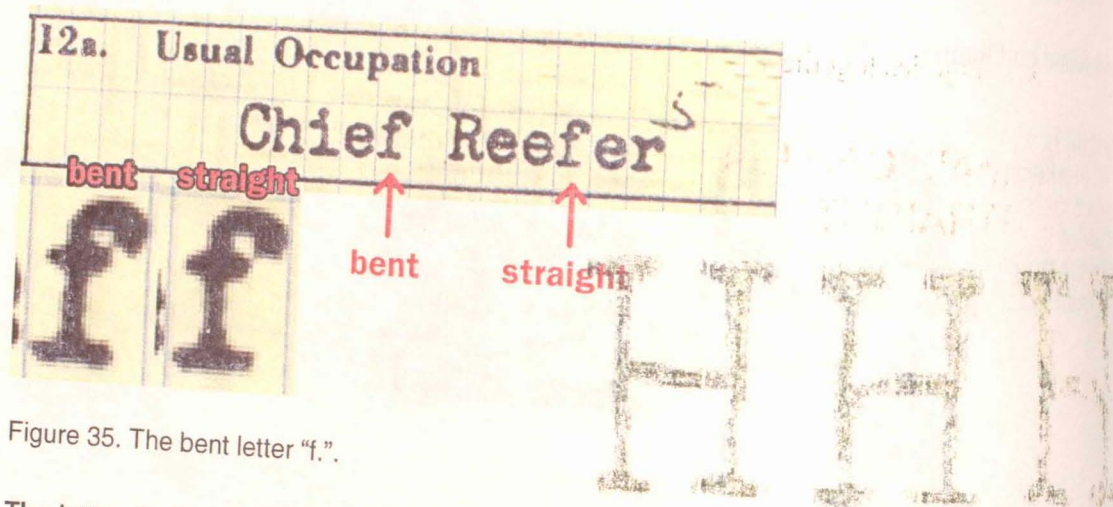



Figure 35. The bent letter "f."


The letter that binds both Obama's and Johanna's COLB together.

NOTE: This image is best viewed to show the above ruler at actual size.

There are 15 cap "H"s on Johanna's bc. These 8 below are straight and evenly impressed on the paper.



These 4 distinguish themselves as being tilted to the right as is typical with a "bent" typewriter arm and suggest that they were typed on a different typewriter.



Also note that three of these bent letter also have uneven ink distribution on the lower left section. This is also typical with a bent typewriter character.

Figure 36. Two different "H"s on the same birth certificate.

70 There are slanted "H"s and straight "H"s on both Johanna's and Obama's COLB and both have two different "H"s on their COLB which is impossible (Figure 36). Another clear sign of a forgery.

71 Figure 37 shows the different "H"s on Obama's COLB. The slanted H is the thing that directly ties the both forgeries together.




Figure 37. Examples of Capital "H" on Mr. Obama's COLB both slanted and straight.

A Matter of Style

72 The next example may be showing the forgers style and further links the two forgeries together. I sized both Obama and Johanna's COLBs as best I could then overlaid Obamas over Johanna's. Figure 38 shows the overlay which I made Johanna's 50% lighter grayscale so you can see the difference. There are eleven places where the words start in the exact same place give or take 4 points. I circled the eleven for easy recognition. The bottom right on hers was distorted

because she never resized and squared off her form before she started placing the letters on the form. You can clearly see that eleven of the words in the boxes start in the same place, give or take 4 points or less, in boxes 5a, 6a, 6b, 7a, 7b, 7d, 12a, 12b, 15 and 16, they start in the same grid box. Even the signature of the Registrar, U.K. Lee, starts in the exact same spot. This is not due to any preset tabbing because the form shows no such tabbing was utilized. I can only attribute this to some kind of style that the forger chose. Logically all the type at the left-hand edge should have all been flush left as a result of the typist hitting the lever to start the next line but there are no more than two lines that have the same left-hand margin. There was no reason to hit the space bar to indent the first word on the line. I have shown in Chapter 7 properly typed out forms that show all the lines flush left.

73 To have that many similarities is very unusual. I did not count the first word on the line because that should be where the carriage return would stop. The exception is box 15; the age of the mother was indented for no reason on both. We feel the similarities between these two constitute a kind of style that the forger may have used to further prove that she did this great work.

STATE OF HAWAII		CERTIFICATE OF LIVE BIRTH		DEPARTMENT OF HEALTH	
FILE NUMBER 151		61 10641			
1a. Child's First Name (Type or print)		1b. Middle Name		1c. Last Name	
BARACK		GE HUSSEIN		OBAMA, II	
2. Sex	3. This Birth	4. If Twin or Triplet, Was Child Born	5a. Birth Date	5b. Month	5c. Day
Male	Single <input checked="" type="checkbox"/> Twin <input type="checkbox"/> Triplet <input type="checkbox"/>	1st <input type="checkbox"/> 2nd <input type="checkbox"/> 3rd <input type="checkbox"/>	August	43	1961
6a. Place of Birth: City, Town or Rural Location			6b. Island		
Honolulu			Oahu		
6c. Name of Hospital or Institution (If not in hospital or institution, give street address)			6d. Is Place of Birth Inside City or Town Limits?		
Kapiolani Maternity & Gynecological Hospital			Yes <input checked="" type="checkbox"/> No <input type="checkbox"/>		
7a. Usual Residence of Mother: City, Town or Rural Location			7b. Island		
Honolulu			Oahu		
7c. Street Address			7d. Is Residence Inside City or Town Limits?		
6085 Kalanianaʻole Highway			Yes <input checked="" type="checkbox"/> No <input type="checkbox"/>		
7e. Mother's Mailing Address			7f. Is Residence on a Farm or Plantation?		
			Yes <input type="checkbox"/> No <input checked="" type="checkbox"/>		
8. Full Name of Father		9. Race of Father		10. Age of Father	
BARACK HUSSEIN OBAMA		Hawn-African-Chinese		25	
11. Birthplace (Island, State or Foreign Country)		12a. Usual Occupation		12b. Kind of Business or Industry	
Kenya, East Africa		Student		University	
13. Full Maiden Name of Mother		14. Name of Mother		15. Age of Mother	
T STANLEY		HAWAIIAN		18	
16. Birthplace (Island, State or Foreign Country)		17a. Type of Occupation Outside Home During Pregnancy		17b. Date Last Worked	
Honolulu, Hawaii		None			
18a. Signature of Parent or Other Informant		18b. Date of Signature		19a. Signature of Attendant	
Barack Obama		8-27-61		8-27-61	
19b. Date of Signature		19c. Signature of Local Registrar		19d. Date Accepted by Reg. General	
8-27-61		U.K. Lee		8-27-61	
20. Date Accepted by Local Reg.					
AUG-27-1961					
21. Evidence for Delayed Filing or Alteration					

Figure 38. An overlay of both Johanna's and Obama's COLB showing the similarities of the layout.

The Registrar's Stamp

74 The registrar stamp (Figure 39) also had a problem with it. If you look closely the first line has greater line spacing between the first and second line. The line spacing between the second line and the third line is more like what we have seen from legitimate COLBs. Also there should not be such a type density difference between the first line and the rest of the text. Finally the last "H" in HEALTH on the third line should not look like that. Figure 40 shows a close-up of the word and you can see the "H" looks like a "A" and that is impossible with a metal embossing stamp and I would go as far as to state that it would be impossible for a rubber stamp. What we may be looking at is something that is akin to the forgers "signature." The "TXE" on

Obama's COLB and now a "HEALTA" on this one. The last thing we found wrong with this registrar stamp was that the first line of type is one point further left than the other lines. That should never have come out of a professional stamping house coupled that with the leading or line spacing inconsistencies, I conclude that this registrar stamp is a forgery. I am also very suspicious of the "1995" in the date stamp. This should not be darker because its part of one stamp. Also the second "9" should not be clopped on top.

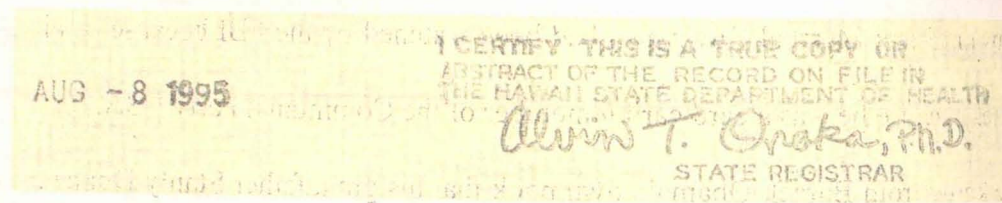


Figure 39. Registrar stamp on a COLB we know is also a forgery.




Figure 40. The last letter "H" in HEALTH looks more like an "A".

How Johanna Ah'nee could have known Barack H. Obama II in Hawaii.

75 Principals in this forgery case could not exactly advertise for a skilled forger to create the world's greatest forgery. So the question we had was: Why was Johanna chosen to do the forgery and why pick her? Johanna Ah'nee works at a graphics store in Hawaii and when Mike Zulueta interviewed her in Hawaii he told me that she was a graphic artist also. She was born the same month as Barack Obama in 1961 and when Obama came back to the United State when he was about nine years old he could have been enrolled in the same schools as Johanna. But that is

really enough to place them together until I read the obituary of her father James Kaohu Ah'nee who died in October 2012. It said he was a member of the Marine Firemen's Union for 51 years and employed with Matson Navigation for 44 years. That was one of the three unions that struck the docks of Hawaii first in 1949 and later in 1962 also they are the same Unions that the Communist Frank Marshal Davis wrote for the Honolulu International Longshoremen's & Warehousemen's Union (ILWU) newspaper. He was the philosophical leader of the dock worker unions in Hawaii. Frank Marshal Davis also had been watched by the FBI because of his Communist activities because he was a card carrying member of the Communist Party USA.

76 We know from Barack Obama's own book that his grandfather Stanly Dunham took him over to Davis's house two or three times a week to spend some quality time together so Obama would have a father figure in his life and bond with someone of his own race. It is possible that Johanna's father might have also gone over to Davis' house to talk over union business and Johanna might have gone with him and met Barack Obama that way. It is also very common for unions to have family picnics and other get-togethers. Obama and Johanna could have met during one of those events. I have proven that Johanna was not a very good forger so there had to be another reason she was chosen. The only one I can conclude is that they personally knew each other when Obama lived in Hawaii. That also means Barack Obama had to be the one who chose Johanna to be the forger because he was the only one among the principals who could have known her.

The Registrar Alvin Onaka and plausible deniability

77 Alvin Onaka's forged Registrar stamp has shown up on short forms and long forms, all with some error(s) incorporated in it. He was aware of many of these forgeries because I wrote him a certified letter restricted delivery on July 28, 2012 (Exhibit 8) sending him examples of his stamp on provable forgeries and asking him to verify which stamps were genuine and which

were forgeries. I never received back a response. The letter was also copied to the FBI in Washington D.C., the Special Agent in charge in Hawaii, the U.S. Attorney in Honolulu and Mike Zullo of the Arizona Sheriffs office. I have shown these registrar stamps in the open affidavit and this sealed one and all with state file numbers out of sequence. Some of these birth certificates I have personally examined and felt the round State DOH seal on it which seemed genuine. I mentioned earlier that if a forger was making a good forgery they would just copy an original registrar stamp and not make any changes to it. So when you discover so many altered registrar stamps, and each one alters in a different way, you have to come to the conclusion that they are being altered to give plausible deniability to the Registrar. Figure 42 to 48 show these altered registrar stamps.

78 First I will show a registrar stamp that is genuine. Figure 41 is the one on Virginia Sumhara's short form birth certificate acquired in October 2011 by her brother Duncan. The left margin is straight. The line spacing is uniform and the word spacing is also uniform and all the type is of the same size and color density.




Figure 41. Genuine Registrar stamp acquired October 2011.




Figure 42. Registrar's stamp from Johanna's son's COLB showing the errors on the registrar's stamp.

79 I will start with Johanna's sons' COLB (Figure 42) that was supposedly given to Johanna on March 11, 2011 by the Department of Health, just 41 days before Barack Obama got his COLB. Remember that supposedly no one was allowed to get the long form birth certificate since 2001 but Johanna had no problem getting the COLB for her son and without suing the Department of Health or being President of the United States. This again proves a special relationship between Alvin Onaka and Johanna Ah'nee because by State Statute the registrar has the sole discretion as to who gets a copy of the COLB. There was nothing wrong with his COLB including the certificate number. The only place that had an image of the COLB was the Hawaiian DOH. I was able to inspect the COLB when I was in Arizona and the round embossed DOH seal looked and felt genuine and the date stamp was also embossed like it should be. I will assume Johanna got the image of the COLB from the DOH and had it sealed and dated. When I looked closer at the registrar's stamp it was also forged. The area in the box has enlarged type that you can clearly see on the third line of text. Shown in Figure 43 is an enlargement of the errors. I copied the word "THE" from the beginning of the third line and moved it to the end. As you can see there is a size difference of one point. There is also a type density difference on that line that should not happen. Also visible again is a one point type size difference between the first "S" in State to the last "R" in Registrar. None of these errors can happen with a metal embossed stamp or even a self inking or rubber stamp. No professional stamping house would make mistakes like these. In fact the only way you can have gradually increasing type size is using Adobe Photoshop which again prove the forgeries were created using Photoshop. In this case the DOH gave her the son's COLB and she must have inserted the registrar's stamp later.



Figure 43. Enlargement of the distorted area.

80 The next registrar stamp is the one that appeared on Mr. Obama's short form in June 2008 (Figure 44). It has three problems. The first is the inconsistent ink density on the stamp. This should not show up on a metal embossed stamp or even a self inking stamp. The second glaring problem is the baseline of the "State Registrar" line runs uphill but the three previous lines are level. Finally again we see a size difference from the first letter to the last letter of the State Registrar's line.



Figure 44. The Registrar's stamp on the Obama short form issued June 2007.




Figure 45. Johanna Ah'nee's Registrar's stamp from her COLB dated August 8, 1995.

81 The next Registrar's stamp is found on Johanna Ah'nee's own COLB supposedly acquired on August 8, 1995. There are five problems with this stamp. 1. Inconsistent ink density on the stamp. 2. Lines two and three are not flush left and they should be. 3. Inconsistent word spacing on all three lines. I measured only the first line but it is obvious the problem is throughout. Since all three lines are flush left the letter spacing should all be exactly the same. 4. The last "H" on line three was altered to look like an "A." She might have done this because "AH" are the first two letters of her last name. 5. Inconsistent line spacing between line one and line two. The only thing I can say is that she didn't change the size of the letters on the "State Registrar" line. These errors would never appear on a legitimate Registrar's stamp.

82 The next registrar's stamp is on Miki Booth's Son's COLB. The certificate number was off by 25 days as the others. Figure 46 shows the same problems that I found on Johanna's registrar's stamp (Figure 45). The problems were the same but still different. The inconsistent letter spacing is obvious along with the font size differences on line three. The line spacing is different between the three lines and the "State Registrar" line has two different type sizes. One of the things that is different is that the last "H" in Health is not damaged to look like an "A."

83 What is important about these errors and the two registrar stamps is that it is another direct link between Johanna, the forger, and Miki Booth.

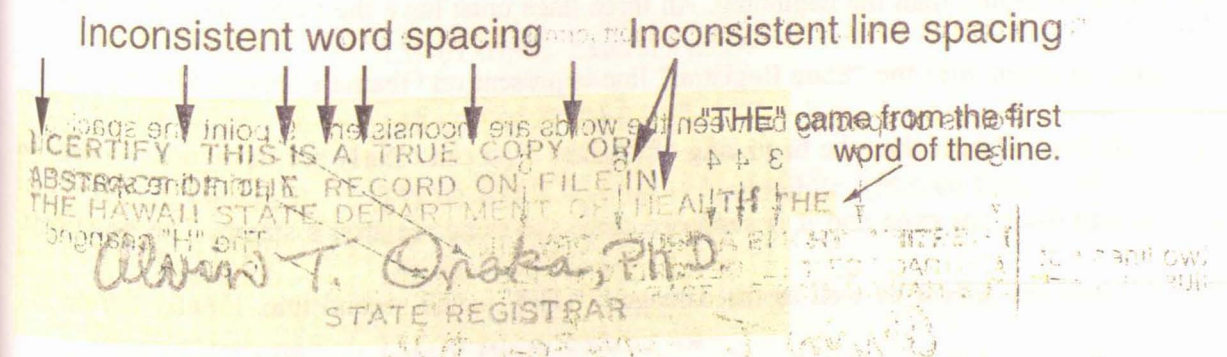


Figure 46. Registrar's stamp from Miki Booth's son's COLB.




Figure 47. Enlargement of Figure 45.




Figure 48. Registrar's stamp on the reporters copy of Barack Obama's COLB received April 25, 2011.

84 The final stamp is Barack Obama's own registrar stamp on his alleged COLB (Figure 48). The errors I found are some of the same found on the previous stamps. All three lines of type have inconsistent word spacing varying between two and three points. The three lines of type did have the same eight point leading but the third line was not straight. The end of the line was one point higher than the beginning. All three lines must have the same consistent leading. The same problem with the "State Registrar" line is present on Obama's stamp. The type at the end of the line is larger than the beginning of the line. You can clearly see in Figures 45 and 48 the problem does not exist and it is supposed to be the same registrar's stamp. The same type density problems appear as well as the damaged "THE" in the second line. Finally Script "E" under the "A" in Alvin should definitely not be there.

85 You must ask yourself: Why did the forger incorporate errors into the registrar stamp every time? The only answer I can come to is plausible deniability on the part of the Registrar.

He could always say that it was not his registrar's stamp and he didn't certify the birth certificate. The forger and the Registrar have a working relationship.

Certificate Numbers out of sequence

86 I had found seven certificate numbers out of sequence including Barack Obama's. Some were on short form birth certificates that came directly from the DOH. I ask that any investigative body check if the names and numbers match up on the CDC Department of Vital Statistics or if necessary check with the original microfilm copy that was sent to the CDC and see if the numbers match up with the names listed below. If they do not then you will immediately know that a forgery ring is operating in the Hawaiian Department of Health. If you find that Obama's number 10641 really belongs to Virginia Sunahara you will immediately know the President's Birth Certificate is a forgery and that he is not a US citizen. You will also know that someone in the DOH gave Obama the certificate number of a dead baby who was born on August 4, 1961 and died the next day. The only person(s) who would know that is an employee of the Hawaiian DOH who had access rights to the database and also computer rights to enter and change the data entries.

Frederick Booth II 151-49 06982 Exhibit 1

Allen booth 151-81 15124 Exhibit 9 and 10

Johanna Ahnee 151-61 09945 Exhibit 3 and 4

Kirk Carroll 151-60 15816 Exhibit 11

Barack Obama II 151-61 10641 Exhibit 12; and Public Affidavit Exhibit 10

Stig Waidelich 151-61-10920 Exhibit 13

Patricia DeCosta 151-30 10259 Exhibit 14

The Tepper document

STATE OF HAWAII
CERTIFICATE OF LIVE BIRTH
 FILE NO.

1a. Child's First Name (Type or print) **BARACK** 1b. Middle Name **HUSSEIN**

2. Sex **Male** 3. This Birth **Single** ☒ **Twin** ☐ **Triplet** ☐ 4. If Twin or Triplet, Was Child Born 1st ☐ 2nd ☐ 3rd ☐ 5a. Birth Date **Aug 1 2009**

6a. Place of Birth: City, Town or Rural Location

Figure 49. Part of the Tepper COLB that Onaka gave to the lawyers in 2012 with the green color increased across the entire image.

87. After we received a copy of the Tepper document, mentioned in the open affidavit, Alvin Onaka certified the PDF copy he attached to his letter as being genuine and that it represented what was in their records. The problem was that the Tepper document was altered to cover-up the white halo made by unsharp mask. Figure 49 shows a portion of the Tepper COLB to show how they altered the document. What they did was add green to the entire document making even the type and the form lines green just so they could cover-up the white halo. The settings how they did it is in my open affidavit. That alteration could only mean that either he or someone else at the Department of Health had contact with the forger so the forger could change the green color globally to hide the white halo. Since Onaka signed the letter with a rubber stamp and then someone initialed it, we can assume he knew about the letter and its contents. For these reasons, I personally do not see how he could avoid not being considered a principal in this forgery and treason case.

Loretta Fuddy, Directory of the Hawaiian Department of Health.

88. Loretta Fuddy was first appointed acting Director of the Hawaiian Department of Health towards the end of January 2011. She is the first non-medical doctor ever appointed by the Hawaiian Governor as director of the Department of Health. She became the Director in February 2011. The reason why the Governor fired his first appointee, who was a MD, for someone who was just a psychologist, is something the grand Jury should look into. What made me suspicious

Ms. Fuddy is understanding the story the Obama White House said how they received the two birth certificates, which was sending a high priced lawyer, Judith Crowley, from Seattle Washington to Honolulu Hawaii and then to Washington D.C.. This must have cost well over \$7,000 for last minute airfare and her hourly billing fee. The cost for the two COLBs was only \$14.00. They could have paid by wire transfer and the DOH would have received the money that day for a wire transfer fee of \$10.00 (est.). UPS would have delivered the two COLBs the next day by 8:30 a.m. for less than \$100.00. As an accountant the only reason I could think of for her trip to Hawaii was to deliver cash to pay for the forgeries and pay off all those directly involved. The reason they would want to hand deliver the money was so there was no financial trail where the money came from and where it went.

89. With this in mind I got a copy of Loretta Fuddy's 2011 and 2012 Disclosure of Financial Interests forms. Table 2 show an estimated of her income and expenses to come up with an application of funds. It shows that there is an income shortfall of no less than \$50,000 between her disposable income of an estimated \$28,000, before other living expenses, and the \$78,000 reduction in her liabilities by the end of 2011. It looks like she was paid a bribe.

Loretta Fuddy			
Estimated income reconciliation			
	2010	2011	Reductions
For the years			
Gross Salary	\$102,000	\$99,837	-\$2,163
Liabilities:			
BofA Mtg.	\$200,000	\$96,000	-\$104,000
HSFCU, Equity Line	\$62,000	\$98,000	\$36,000
BofA Credit Card	\$10,000		-\$10,000
Total	\$272,000	\$194,000	-\$78,000
Estimated Tax Liability:			
FICA Payroll taxes withheld		\$6,190	
Property Taxes, house value	\$500,000	\$1,750	
Hawaiian State Taxes		\$7,239	
Federal Taxes		\$18,685	

Total Taxes	\$33,864
Gross Income	\$99,837
less:	
Taxes	\$33,864
less estimated mortgage payments	\$12,738
Less est. Equity Loan payments	\$25,200
Total Expenses before living expenses	\$71,802
Total Desposable income	\$28,035
Debt reduction	-\$78,000
Income different	-\$49,965
Before other living-ex-penses.	

Table 2. Income determination compared to expenses for Loretta Fuddy.

90 I ask that the Grand Jury investigate Ms. Fuddy and her income to expenses for the years 2011 and 2012.

91 Conclusion and request for order of discharge from 18 USC §4 - Misprision of Felony and 18 USC § 2382 - Misprision of Treason obligation and referral of evidence to a grand jury.

92 I state under penalty of perjury that the foregoing is true and correct.

Executed on October 18 2013

Douglas Vogt

12819 S.E. 38th Street, #115

Bellevue, WA 98006

Telephone number: 425-643-1131

Email Address: doug@vectorpub.com

By:

